



# **ANNUAL FACULTY DATA REPORT**

**Academic Year 2015-2016**

**November 2016**

updated February 2017  
updated March 2021

## **ABOUT THE ASCO ANNUAL FACULTY DATA REPORT**

**The 2015-2016 ASCO Annual Faculty Data Report was developed from data collected through ASCO's Annual Faculty Survey from the 21 schools and colleges of optometry in the 50 states and Puerto Rico who were members of ASCO as of October 1, 2015.**

**The Faculty Survey opened for completion on June 1, 2016 and data collection ended on July 21, 2016. Schools were asked to provide information that was true as of October 1, 2015. The release date of the 2015-2016 Annual Faculty Data Report is November 2016.**

**This public report does not include tables 1 – 3, which contain aggregate salary information.**

**If you have questions regarding content, please contact Joanne Zuckerman, Manager, Data Services and Special Projects, via e-mail at [jzuckerman@opted.org](mailto:jzuckerman@opted.org).**

**November 2016**

# 2015-2016 ASCO Annual Faculty Data Report

## Table of Contents

List of ASCO Member Schools

School Abbreviations

Highlights of Faculty Data Report

### Data Trends

- Degrees Earned by 1.0 FTE/Full-Time Faculty, Public and Private Institutions, 2001-2016
- Degrees Earned by 1.0 FTE/Full-Time Faculty, All Institutions, 2001-2016
- Degrees Earned by 1.0 FTE/Full-Time Faculty by Rank, Professor and Associate Professor, 2005-2016
- Degrees Earned by 1.0 FTE/Full-Time Faculty by Rank, Assistant Professor and Instructor, 2005-2016
- Degrees Earned by 1.0 FTE/Full-Time Faculty by Gender, 2005-2016

### 2015-2016 Faculty Data

|          |   |
|----------|---|
| Table 4  | Employee Benefit Contribution by Institutions plus Standard Work Week |
| Table 5  | Number of Faculty and Average Years by Academic Rank and Gender       |
| Table 6  | Age by Academic Rank and Gender                                       |
| Table 7  | Race/Ethnicity by Academic Rank and Gender                            |
| Table 8  | Degrees Earned by Academic Rank and Gender                            |
| Table 9  | Tenure Status by Academic Rank and Gender                             |
| Table 10 | Administrative Activities by Academic Rank                            |
| Table 11 | Recruitment Sources by Academic Rank                                  |
| Table 12 | Reasons for Departure – <i>not available for 2015-2016 report</i>     |
| Table 13 | Faculty Head Count: Paid and Unpaid                                   |
| Table 14 | Faculty Head Count, Paid, by Full-Time Equivalent (FTE) Contribution  |
| Table 15 | Unpaid Faculty Head Count and Days Per Year Contribution              |

updated February 2017

updated March 2021

## ASCO Active Member Schools and Colleges

\*Chicago College of Optometry  
Midwestern University  
555 31<sup>st</sup> Street  
Downers Grove, Illinois 60515  
<https://www.midwestern.edu>

Illinois College of Optometry  
3241 South Michigan Avenue  
Chicago, Illinois 60616  
<http://www.ico.edu>

Indiana University  
School of Optometry  
800 East Atwater Avenue  
Bloomington, Indiana 47405  
<http://www.optometry.iu.edu>

Inter American University of Puerto Rico  
School of Optometry  
500 John Will Harris Road  
Bayamon, Puerto Rico 00957  
<http://www.optonet.inter.edu>

MCPHS University  
School of Optometry  
10 Lincoln Square  
Worcester, MA 01608  
<http://www.mcphs.edu/academics/programs/optometry%200D>

Michigan College of Optometry  
at Ferris State University  
1124 S. State Street, Room 236  
Big Rapids, Michigan 49307-2256  
<http://www.ferris.edu/mco>

Midwestern University – Arizona College of Optometry  
19555 N. 59th Avenue  
Glendale, Arizona 85308  
<http://www.midwestern.edu/programs-and-admission/az-optometry.html>

New England College of Optometry  
424 Beacon Street  
Boston, Massachusetts 02115  
<http://www.neco.edu>

Northeastern State University  
Oklahoma College of Optometry  
1001 North Grand Avenue  
Tahlequah, Oklahoma 74464  
<http://optometry.nsuok.edu/>

Nova Southeastern University  
College of Optometry  
Health Professions Division  
3200 S. University Drive  
Ft. Lauderdale, Florida 33328  
<http://optometry.nova.edu>

The Ohio State University  
College of Optometry  
338 West 10th Avenue  
Columbus, Ohio 43210-1280  
<http://optometry.osu.edu>

Pacific University  
College of Optometry  
2043 College Way  
Forest Grove, Oregon 97116  
<http://www.pacificu.edu/optometry/>

Salus University Pennsylvania College of Optometry  
Elkins Park Campus  
8360 Old York Road  
Elkins Park, Pennsylvania 19027-1598  
<http://www.salus.edu/optometry>

Southern California College of Optometry  
at Marshall B. Ketchum University  
2575 Yorba Linda Boulevard  
Fullerton, California 92831  
<http://www.ketchum.edu/index.php/admission/s/od>

Southern College of Optometry  
1245 Madison Avenue  
Memphis, Tennessee 38104  
<http://www.sco.edu>

State University of New York  
State College of Optometry  
33 West 42<sup>nd</sup> Street  
New York, New York 10036-8003  
<http://www.sunyopt.edu>

University of Alabama at Birmingham  
School of Optometry  
1716 University Boulevard  
Birmingham, Alabama 35294-0010  
<http://www.uab.edu/optometry>

University of California - Berkeley  
School of Optometry  
397 Minor Hall  
Berkeley, California 94720-2020  
<http://optometry.berkeley.edu>

University of Missouri at St. Louis  
College of Optometry  
1 University Boulevard  
St. Louis, Missouri 63121-4499  
<http://www.umsl.edu/divisions/optometry>

University of Houston  
College of Optometry  
4901 Calhoun Road  
Houston, Texas 77204-2020  
<http://www.opt.uh.edu>

University of the Incarnate Word  
Rosenberg School of Optometry  
9725 Datapoint Drive  
San Antonio, Texas 78229  
<http://optometry.uiw.edu>

\*University of Pikeville  
Kentucky College of Optometry  
147 Sycamore Street  
Pikeville, Kentucky 41501  
<http://www.upike.edu/KYCO>

Western University of Health Sciences  
College of Optometry  
309 East Second Street  
Pomona, California 91766-1854  
<http://www.westernu.edu/optometry>

\*New school. Not included in 2015-2016 Faculty Data Report.



**School Abbreviations**  
**2015-2016 Annual Faculty Data Report**

| <u>Abbreviation</u> | <u>School Name</u>   |
|---------------------|--|
| AZCOPT              | Midwestern University – Arizona College of Optometry                       |
| IAUPR               | Inter American University of Puerto Rico, School of Optometry              |
| ICO                 | Illinois College of Optometry  |
| IUSO                | Indiana University, School of Optometry                                    |
| MCO                 | Michigan College of Optometry at Ferris State University                   |
| MCPHS               | MCPHS University, School of Optometry                                      |
| NECO                | New England College of Optometry   |
| NOVA                | Nova Southeastern University, College of Optometry                         |
| NSUOCO              | Northeastern State University – Oklahoma College of Optometry              |
| OSU                 | The Ohio State University, College of Optometry                            |
| PUCO                | Pacific University, College of Optometry                                   |
| Salus/PCO           | Salus University Pennsylvania College of Optometry                         |
| SCCOMBKU            | Southern California College of Optometry at Marshall B. Ketchum University |
| SCO                 | Southern College of Optometry  |
| SUNY                | State University of New York, State College of Optometry                   |
| UABSO               | University of Alabama at Birmingham, School of Optometry                   |
| UCB                 | University of California – Berkeley, School of Optometry                   |
| UHCO                | University of Houston, College of Optometry                                |
| UIWRSO              | University of the Incarnate Word, Rosenberg School of Optometry            |
| UMSL                | University of Missouri at St. Louis, College of Optometry                  |
| WUCO                | Western University of Health Sciences, College of Optometry                |

---



## **Highlights**

### **2015-2016 Annual Faculty Data Report**

This year's faculty survey includes the 21 ASCO member schools with enrolled students during 2015-2016. In order to be counted in the survey, faculty must be paid through the school or college and be contracted primarily to provide teaching or scholarly service in programs leading to the O.D. degree, graduate degrees or residency or fellowship certificates. Residents are not included in the survey nor are faculty holding an administrative position of greater than .75 full-time equivalency.

The total number of 1.0 FTE faculty increased 0.6% this year, from 712 to 716. Forty-six point four percent (46.4%) of 1.0 FTE faculty are male and 53.6% are female. The number of male 1.0 FTE faculty decreased 1.8% and the number of female faculty increased 2.7%. (Table 5)

The percentage of 1.0 FTE faculty who are Black or African American is 2.9%, as compared to 2.8% last year. The percentage of Hispanic or Latino faculty rose from 5.2% to 5.3% and Asian faculty increased from 15.7% to 17.5%. The percentage of faculty who are White decreased from 74.4% to 69.6%. (Table 7)

The total number of all faculty, including all FTEs, decreased from 1,076 to 1,068. (Table 5) The average age of all paid faculty increased from 47.1 years to 47.4 years. The average age of didactic full professors is 59.1 years. The average age of clinical full professors is 57.3 years. (Table 6)

Of the 621 1.0 FTE faculty at the 18 institutions that have tenure, 36.6% have tenure, 17.4% are on the tenure track and 46.1% are not on the tenure track. (Table 9)

The average percentage of a full-time (as defined by the school) faculty member's salary contributed by the institution for an employee benefits package decreased from 31.3% to 29.2%. The standard work week at 17 institutions is 40 hours per week, at 2 institutions 35 hours per week and at 2 institutions 37.5 hours per week. (Table 4)

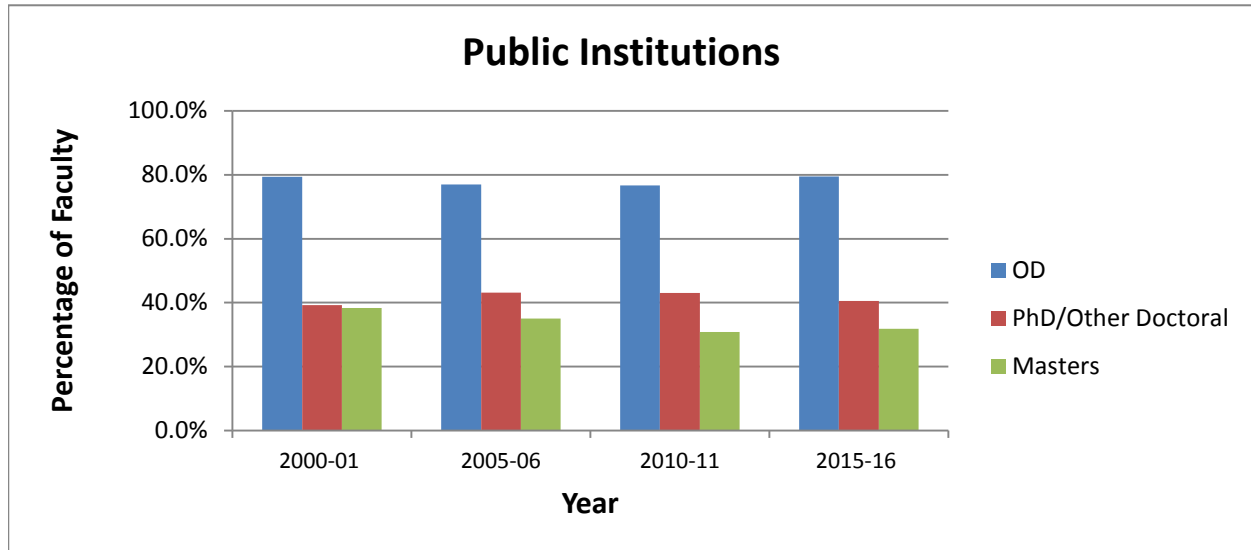
Of 1.0 FTE faculty joining the schools within the last year, 21.6% came from a residency program, 19.6% from another academic institution, 13.7% from an optometry practice and 2.0% each from post-doctoral training programs, VA hospitals, and industry. Three point nine percent came from "other" and the recruitment source for 35.3% of new faculty was unknown. (Table 11)

# **Faculty Data Trends**

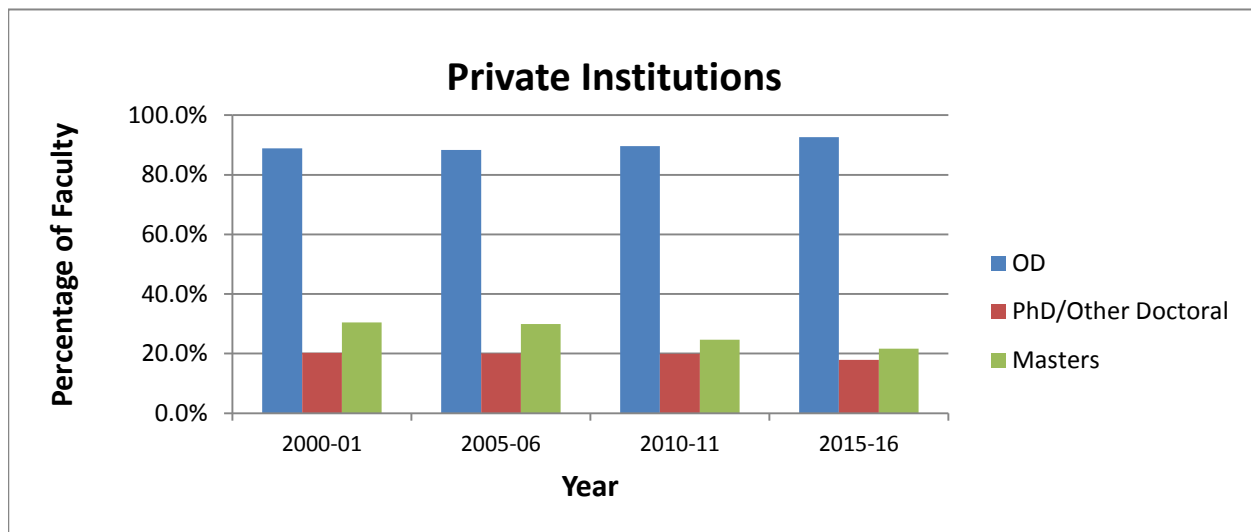
# Degrees Earned\* by 1.0 FTE/Full-Time Faculty

Private and Public Institutions, All Ranks Combined  
U.S. Schools and Colleges of Optometry Including Puerto Rico

\*Reflects multiple degrees earned by individual faculty members.



|         | OD    | PhD/Other Doctoral | Masters |
|---------|-------|--------------------|---------|
| 2000-01 | 79.4% | 39.2%              | 38.3%   |
| 2005-06 | 77.0% | 43.1%              | 35.0%   |
| 2010-11 | 76.7% | 43.0%              | 30.8%   |
| 2015-16 | 79.5% | 40.5%              | 31.8%   |



|         | OD    | PhD/Other Doctoral | Masters |
|---------|-------|--------------------|---------|
| 2000-01 | 88.9% | 20.2%              | 30.5%   |
| 2005-06 | 88.3% | 20.0%              | 29.9%   |
| 2010-11 | 89.6% | 19.9%              | 24.6%   |
| 2015-16 | 92.6% | 17.9%              | 21.6%   |

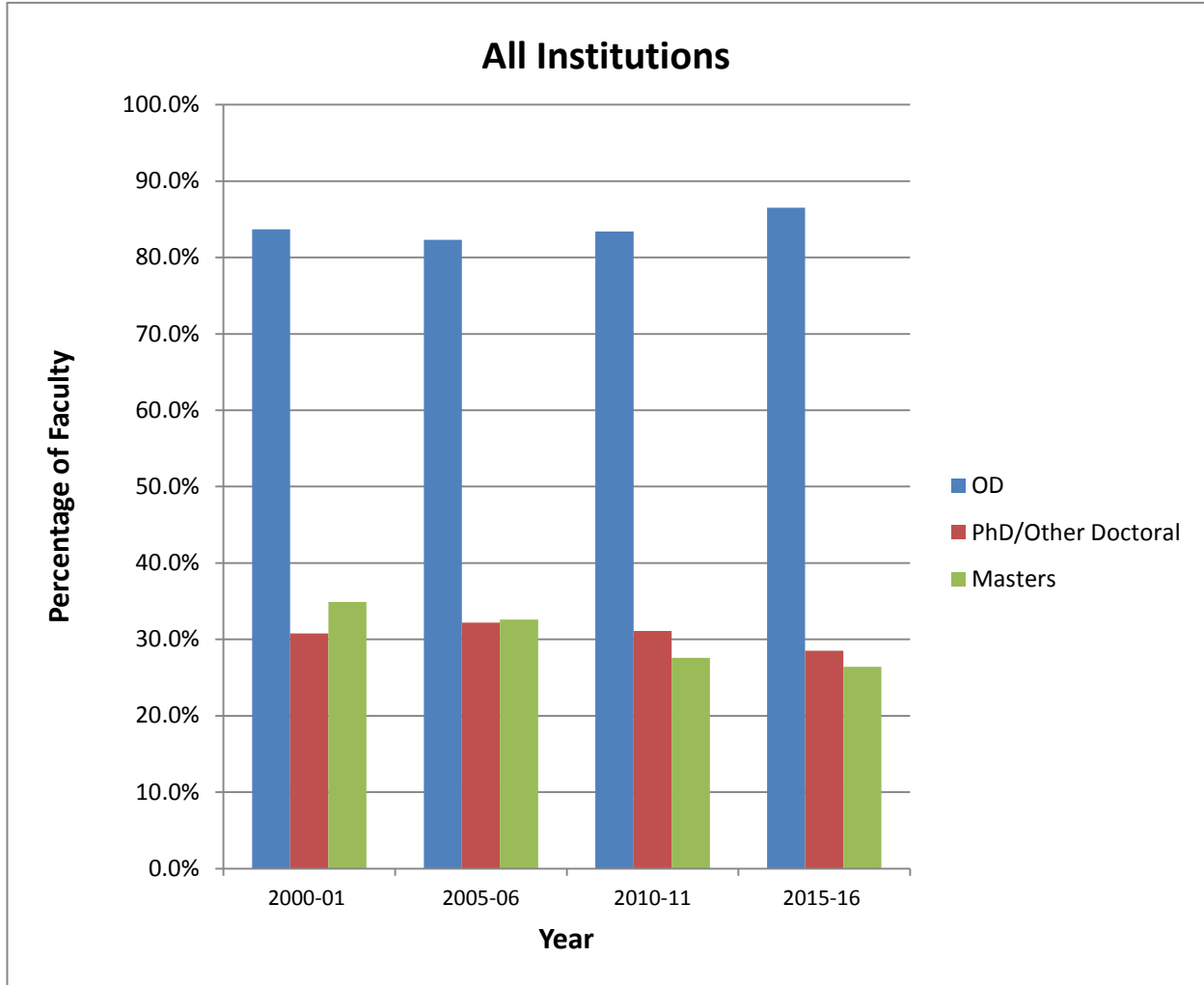


# Degrees Earned\* by 1.0 FTE/Full-Time Faculty

All Institutions, All Ranks Combined

U.S. Schools and Colleges of Optometry Including Puerto Rico

\*Reflects multiple degrees earned by individual faculty members.

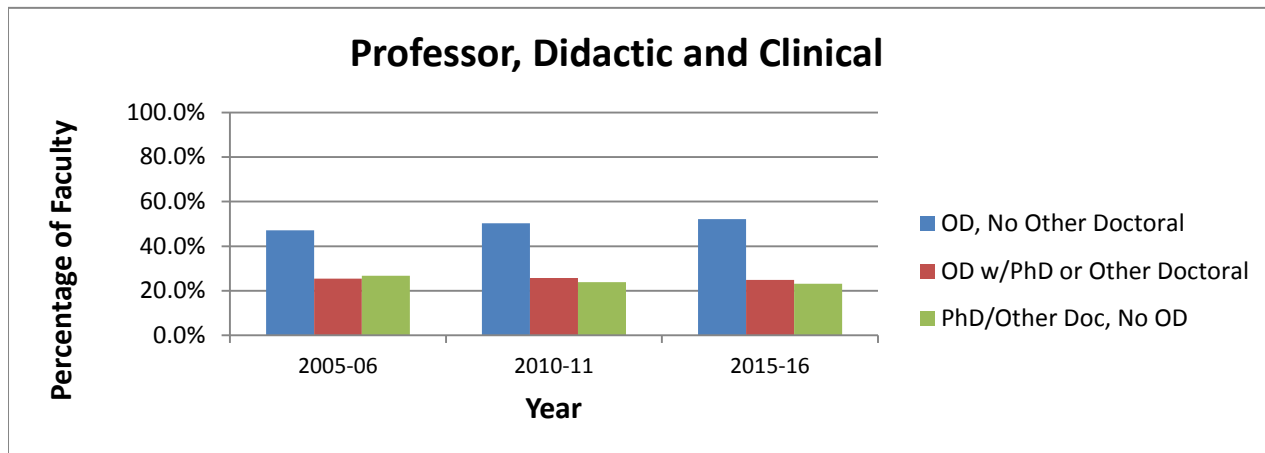


|         | OD    | PhD/Other Doctoral | Masters |
|---------|-------|--------------------|---------|
| 2000-01 | 83.7% | 30.8%              | 34.9%   |
| 2005-06 | 82.3% | 32.2%              | 32.6%   |
| 2010-11 | 83.4% | 31.1%              | 27.6%   |
| 2015-16 | 86.5% | 28.5%              | 26.4%   |

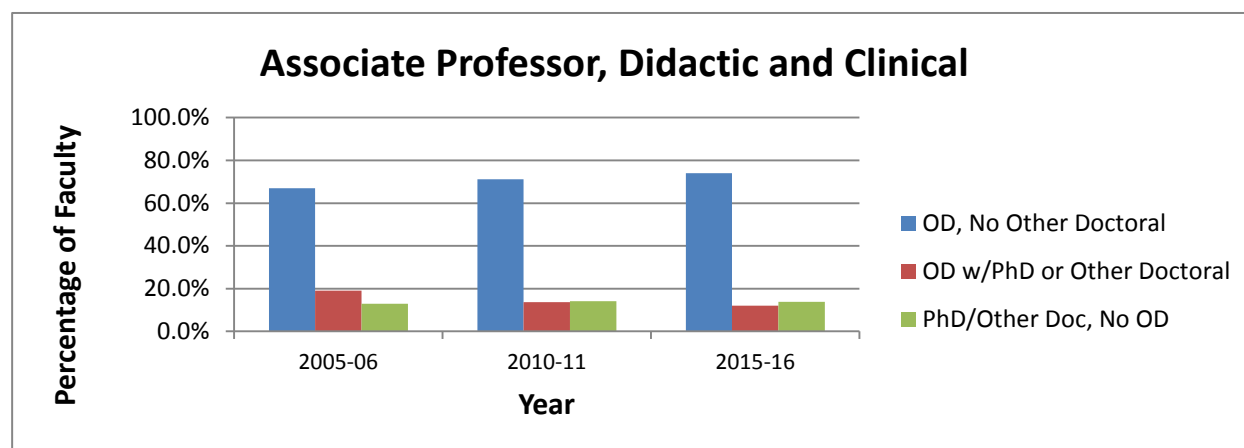
## Degrees Earned by 1.0 FTE/Full-Time Faculty

### U.S. Schools and Colleges of Optometry Including Puerto Rico

#### Public and Private Institutions Combined

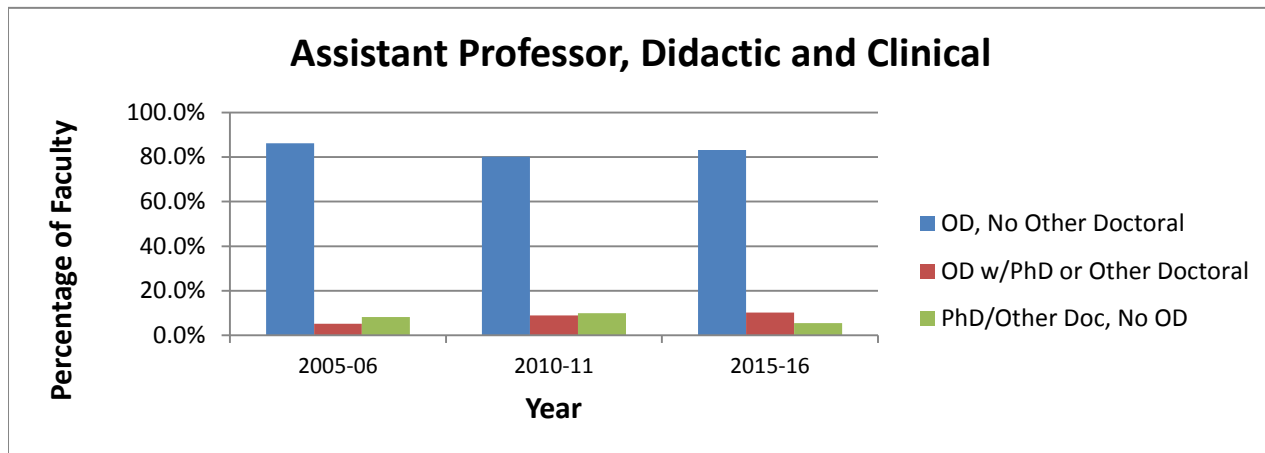


|         | OD, No Other Doctoral | OD w/PhD or Other Doctoral | PhD/Other Doc, No OD | Masters, No Higher | Bachelors, No Higher | # of Full-Time/1.0 FTE Profs |
|---------|-----------------------|----------------------------|----------------------|--------------------|----------------------|------------------------------|
| 2005-06 | 47.1%                 | 25.5%                      | 26.8%                | 0.0%               | 0.0%                 | 157                          |
| 2010-11 | 50.3%                 | 25.8%                      | 23.9%                | 0.0%               | 0.0%                 | 159                          |
| 2015-16 | 52.1%                 | 24.9%                      | 23.1%                | 0.0%               | 0.0%                 | 169                          |

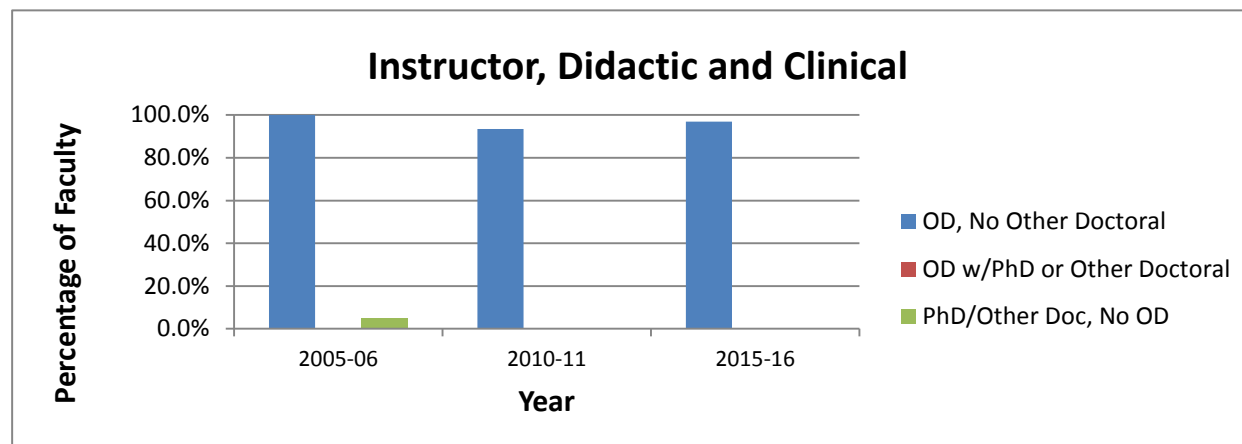


|         | OD, No Other Doctoral | OD w/PhD or Other Doctoral | PhD/Other Doc, No OD | Masters, No Higher | Bachelors, No Higher | # of Full-Time/1.0 FTE Assoc Profs |
|---------|-----------------------|----------------------------|----------------------|--------------------|----------------------|------------------------------------|
| 2005-06 | 67.0%                 | 19.1%                      | 12.9%                | 0.5%               | 0.0%                 | 194                                |
| 2010-11 | 71.2%                 | 13.7%                      | 14.2%                | 0.0%               | 0.0%                 | 226                                |
| 2015-16 | 74.0%                 | 12.1%                      | 13.9%                | 0.0%               | 0.0%                 | 231                                |

**Degrees Earned by 1.0 FTE/Full-Time Faculty**  
**U.S. Schools and Colleges of Optometry Including Puerto Rico**  
**Public and Private Institutions Combined**



|         | OD, No Other Doctoral | OD w/PhD or Other Doctoral | PhD/Other Doc, No OD | Masters, No Higher | Bachelors, No Higher | # of Full-Time/1.0 FTE Asst Profs |
|---------|-----------------------|----------------------------|----------------------|--------------------|----------------------|-----------------------------------|
| 2005-06 | 86.1%                 | 5.2%                       | 8.2%                 | 0.0%               | 0.5%                 | 194                               |
| 2010-11 | 80.1%                 | 9.0%                       | 10.0%                | 0.5%               | 0.5%                 | 221                               |
| 2015-16 | 83.2%                 | 10.2%                      | 5.5%                 | 0.7%               | 0.0%                 | 274                               |



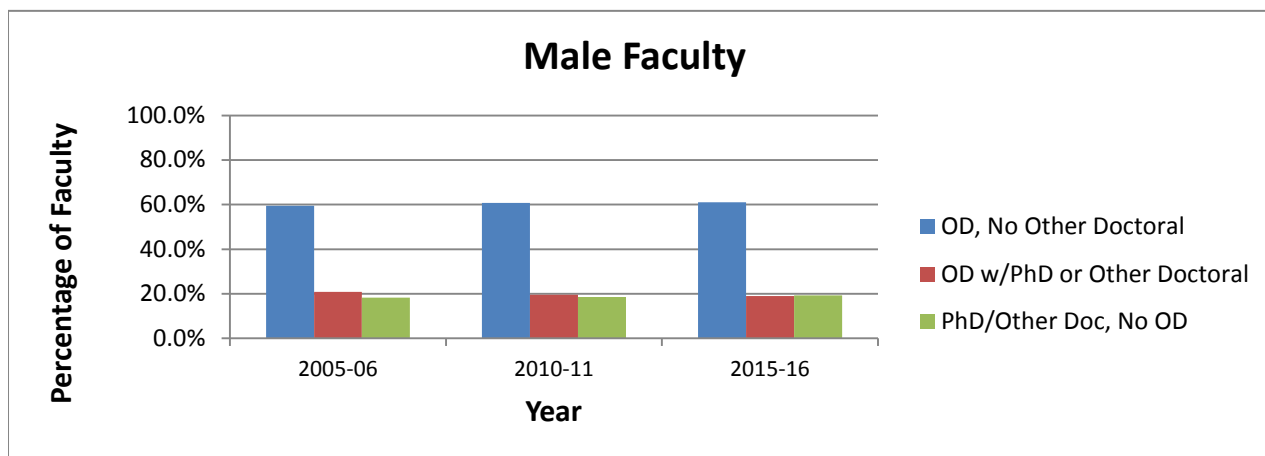
|         | OD, No Other Doctoral | OD w/PhD or Other Doctoral | PhD/Other Doc, No OD | Masters, No Higher | Bachelors, No Higher | # of Full-Time/1.0 FTE Instructors |
|---------|-----------------------|----------------------------|----------------------|--------------------|----------------------|------------------------------------|
| 2005-06 | 81.0%                 | 0.0%                       | 4.8%                 | 9.5%               | 4.8%                 | 21                                 |
| 2010-11 | 93.5%                 | 0.0%                       | 0.0%                 | 0.0%               | 6.5%                 | 31                                 |
| 2015-16 | 96.9%                 | 0.0%                       | 0.0%                 | 0.0%               | 3.1%                 | 32                                 |

updated March 2021

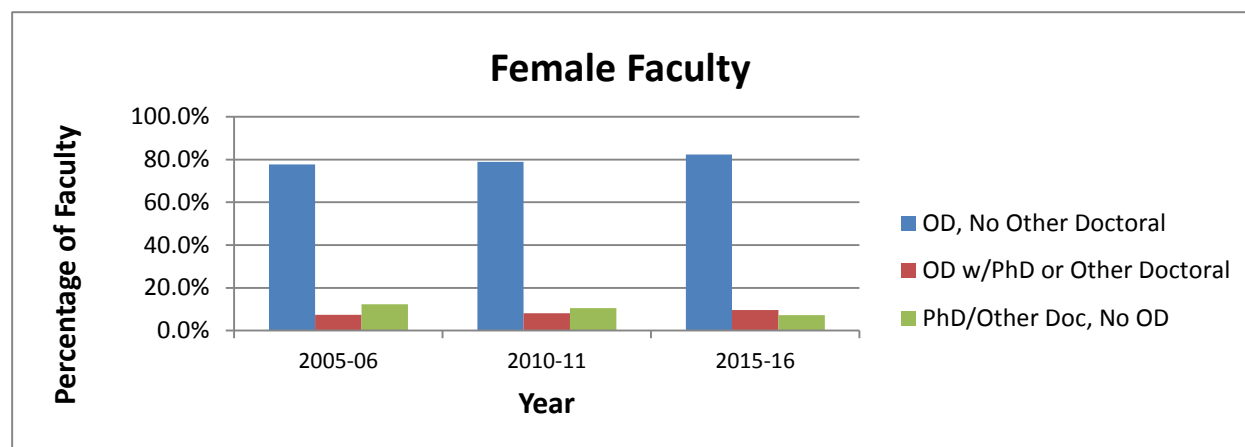
## Degrees Earned by 1.0 FTE/Full-Time Faculty by Gender

U.S. Schools and Colleges of Optometry Including Puerto Rico

Public and Private Institutions Combined



| Year    | OD, No Other Doctoral | OD w/PhD or Other Doctoral | PhD/Other Doc, No OD | Masters, No Higher | Bachelors, No Higher | # of Full-Time/1.0 FTE Male Faculty |
|---------|-----------------------|----------------------------|----------------------|--------------------|----------------------|-------------------------------------|
| 2005-06 | 59.4%                 | 20.9%                      | 18.2%                | 0.6%               | 0.3%                 | 340                                 |
| 2010-11 | 60.8%                 | 19.6%                      | 18.5%                | 0.3%               | 0.3%                 | 362                                 |
| 2015-16 | 61.1%                 | 19.0%                      | 19.3%                | 0.3%               | 0.3%                 | 332                                 |



| Year    | OD, No Other Doctoral | OD w/PhD or Other Doctoral | PhD/Other Doc, No OD | Masters, No Higher | Bachelors, No Higher | # of Full-Time/1.0 FTE Female Faculty |
|---------|-----------------------|----------------------------|----------------------|--------------------|----------------------|---------------------------------------|
| 2005-06 | 77.8%                 | 7.4%                       | 12.3%                | 1.6%               | 0.8%                 | 243                                   |
| 2010-11 | 78.9%                 | 8.2%                       | 10.5%                | 1.4%               | 1.0%                 | 294                                   |
| 2015-16 | 82.3%                 | 9.6%                       | 7.3%                 | 0.3%               | 0.3%                 | 384                                   |

# **2015-2016 Faculty Data**

## Employee Benefit Contribution by Institutions plus Standard Work Week

Table #4 of 15

### % of Full-Time Salary Contributed for a Standard Employee Benefit Package\*

| Mean of %s Reported by Schools |       |
|--------------------------------|-------|
| Overall                        | 29.2% |
| Private                        | 24.6% |
| Public                         | 36.2% |

\*For one school, percentage of a full-time faculty member's salary varies by employee wage. Another school does not have a standard benefit percentage of employee contribution due to cafeteria options available in the benefit package.

### Minimum FTE Required in Order to Qualify for Benefits

| # of Schools | .00-.24 FTE | .25-.49 FTE | .50-.74 FTE | .75-.99 FTE | 1.0 FTE |
|--------------|-------------|-------------|-------------|-------------|---------|
| Overall      | 2           | 0           | 6           | 10          | 3       |
| Private      | 0           | 0           | 3           | 8           | 1       |
| Public       | 2           | 0           | 3           | 2           | 2       |

### Standard Work Week

| # Schools | 40 Hrs/Week | 35 Hrs/Week | Other Hrs/Week |
|-----------|-------------|-------------|----------------|
| Overall   | 17          | 2           | 2              |
| Private   | 9           | 2           | 1 (37.5 hours) |
| Public    | 8           | 0           | 1 (37.5 hours) |

## Number of Faculty and Average Years by Academic Rank and Gender

Table #5 of 15

| Academic Rank               |        | 1.0 FTE<br>Faculty* | Mean Years<br>with School** | <1.0 FTE<br>Faculty* | Mean Years<br>with School** | Total Faculty | Mean Years<br>with School** |
|-----------------------------|--------|---------------------|-----------------------------|----------------------|-----------------------------|---------------|-----------------------------|
| <b><u>DIDACTIC</u></b>      |        |                     |                             |                      |                             |               |                             |
| Professor                   | Male   | 101                 | 22.1                        | 19                   | 23.6                        | 120           | 22.3                        |
|                             | Female | 44                  | 21.1                        | 3                    | 21.3                        | 47            | 21.1                        |
|                             | Total  | 145                 | 21.8                        | 22                   | 23.3                        | 167           | 22.0                        |
| Associate Prof              | Male   | 88                  | 16.8                        | 18                   | 24.2                        | 106           | 18.0                        |
|                             | Female | 86                  | 12.7                        | 15                   | 16.9                        | 101           | 13.3                        |
|                             | Total  | 174                 | 14.8                        | 33                   | 20.8                        | 207           | 15.7                        |
| Assistant Prof              | Male   | 59                  | 5.5                         | 12                   | 14.7                        | 71            | 7.1                         |
|                             | Female | 116                 | 5.0                         | 19                   | 7.6                         | 135           | 5.4                         |
|                             | Total  | 175                 | 5.2                         | 31                   | 10.4                        | 206           | 6.0                         |
| Instructor                  | Male   | 4                   | 11.8                        | 11                   | 1.7                         | 15            | 4.4                         |
|                             | Female | 14                  | 1.0                         | 19                   | 3.8                         | 33            | 2.6                         |
|                             | Total  | 18                  | 3.4                         | 30                   | 3.0                         | 48            | 3.2                         |
| <b><u>CLINICAL</u></b>      |        |                     |                             |                      |                             |               |                             |
| Professor                   | Male   | 13                  | 19.3                        | 14                   | 25.3                        | 27            | 22.4                        |
|                             | Female | 11                  | 17.5                        | 2                    | 28.0                        | 13            | 19.2                        |
|                             | Total  | 24                  | 18.5                        | 16                   | 25.6                        | 40            | 21.4                        |
| Associate Prof              | Male   | 23                  | 17.7                        | 13                   | 24.1                        | 36            | 20.0                        |
|                             | Female | 34                  | 15.1                        | 14                   | 16.4                        | 48            | 15.5                        |
|                             | Total  | 57                  | 16.2                        | 27                   | 20.1                        | 84            | 17.4                        |
| Assistant Prof              | Male   | 35                  | 6.8                         | 42                   | 13.6                        | 77            | 10.5                        |
|                             | Female | 64                  | 5.1                         | 67                   | 9.5                         | 131           | 7.3                         |
|                             | Total  | 99                  | 5.7                         | 109                  | 11.1                        | 208           | 8.5                         |
| Instructor                  | Male   | 5                   | 8.6                         | 15                   | 9.7                         | 20            | 9.5                         |
|                             | Female | 9                   | 1.1                         | 28                   | 4.1                         | 37            | 3.4                         |
|                             | Total  | 14                  | 3.8                         | 43                   | 6.0                         | 57            | 5.5                         |
| <b><u>RESEARCH ONLY</u></b> |        |                     |                             |                      |                             |               |                             |
| Research Only               | Male   | 3                   | 4.7                         | 2                    | 9.0                         | 5             | 6.4                         |
|                             | Female | 4                   | 2.8                         | 0                    | 0.0                         | 4             | 2.8                         |
|                             | Total  | 7                   | 3.6                         | 2                    | 9.0                         | 9             | 4.8                         |
| <b><u>OTHER RANKS</u></b>   |        |                     |                             |                      |                             |               |                             |
| Lecturer                    | Male   | 1                   | 36.0                        | 0                    | 0.0                         | 1             | 36.0                        |
|                             | Female | 1                   | 19.0                        | 2                    | 7.5                         | 3             | 11.3                        |
|                             | Total  | 2                   | 27.5                        | 2                    | 7.5                         | 4             | 17.5                        |
| Librarian                   | Male   | 0                   | 0.0                         | 0                    | 0.0                         | 0             | 0.0                         |
|                             | Female | 1                   | ***                         | 0                    | 0.0                         | 1             | ***                         |
|                             | Total  | 1                   | ***                         | 0                    | 0.0                         | 1             | ***                         |
| Prof. Emeritus              | Male   | 0                   | 0.0                         | 4                    | 25.0                        | 4             | 25.0                        |
|                             | Female | 0                   | 0.0                         | 0                    | 0.0                         | 0             | 0.0                         |
|                             | Total  | 0                   | 0.0                         | 4                    | 25.0                        | 4             | 25.0                        |
| <b><u>NO RANK</u></b>       |        |                     |                             |                      |                             |               |                             |
| No Academic Rank            | Male   | 0                   | 0.0                         | 18                   | 13.4                        | 18            | 13.4                        |
|                             | Female | 0                   | 0.0                         | 15                   | 7.1                         | 15            | 7.1                         |
|                             | Total  | 0                   | 0.0                         | 33                   | 10.5                        | 33            | 10.5                        |
| <b><u>ALL RANKS</u></b>     |        | <b>716</b>          | <b>12.2</b>                 | <b>352</b>           | <b>12.8</b>                 | <b>1068</b>   | <b>12.4</b>                 |
| Total Private               |        | 380                 | 10.7                        | 180                  | 12.6                        | 560           | 11.3                        |
| Total Public                |        | 336                 | 14.0                        | 172                  | 12.9                        | 508           | 13.6                        |
| <b>% OF ALL RANKS</b>       |        | <b>67.0%</b>        |                             | <b>33.0%</b>         |                             | <b>100.0%</b> |                             |
| Private                     |        | 67.9%               |                             | 32.1%                |                             | 100.0%        |                             |
| Public                      |        | 66.1%               |                             | 33.9%                |                             | 100.0%        |                             |
| Total Male                  |        | 332                 |                             | 168                  |                             | 500           |                             |
| Total Female                |        | 384                 |                             | 184                  |                             | 568           |                             |

\* Prior to AY 2011-2012 "full-time" faculty and "part-time" faculty were designated as such by schools, regardless of FTE. Beginning in AY 2011-2012, faculty are grouped as 1.0 FTE or less than 1.0 FTE.

\*\* "Mean Years with School" is calculated with 2015 as the base year.

\*\*\* Not Reported

All data reported is as of October 1, 2015.

### Age by Academic Rank and Gender\*

Table #6 of 15

| Academic Rank               |        | 1.0 FTE Faculty* |             |             | <1.0 FTE Faculty* |             |             | Total Paid Faculty |             |             |
|-----------------------------|--------|------------------|-------------|-------------|-------------------|-------------|-------------|--------------------|-------------|-------------|
|                             |        | Lowest           | Highest     | Mean        | Lowest            | Highest     | Mean        | Lowest             | Highest     | Mean        |
| <b><u>DIDACTIC</u></b>      |        |                  |             |             |                   |             |             |                    |             |             |
| Professor                   | Male   | 37.0             | 76.0        | 59.4        | 46.0              | 84.0        | 65.7        | 37.0               | 84.0        | 60.4        |
|                             | Female | 36.0             | 70.0        | 55.7        | 54.0              | 61.0        | 57.7        | 36.0               | 70.0        | 55.8        |
|                             | Total  | 36.0             | 76.0        | 58.3        | 46.0              | 84.0        | 64.6        | 36.0               | 84.0        | 59.1        |
| Associate Professor         | Male   | 34.0             | 78.0        | 55.5        | 45.0              | 84.0        | 61.7        | 34.0               | 84.0        | 56.6        |
|                             | Female | 33.0             | 72.0        | 47.1        | 36.0              | 75.0        | 53.4        | 33.0               | 75.0        | 48.0        |
|                             | Total  | 33.0             | 78.0        | 51.3        | 36.0              | 84.0        | 57.9        | 33.0               | 84.0        | 52.4        |
| Assistant Prof              | Male   | 28.0             | 66.0        | 41.3        | 35.0              | 85.0        | 57.0        | 28.0               | 85.0        | 44.0        |
|                             | Female | 27.0             | 64.0        | 36.4        | 32.0              | 62.0        | 40.9        | 27.0               | 64.0        | 37.1        |
|                             | Total  | 27.0             | 66.0        | 38.1        | 32.0              | 85.0        | 47.1        | 27.0               | 85.0        | 39.5        |
| Instructor                  | Male   | 27.0             | 67.0        | 52.3        | 30.0              | 67.0        | 43.7        | 27.0               | 67.0        | 45.6        |
|                             | Female | 26.0             | 33.0        | 29.4        | 27.0              | 69.0        | 38.5        | 26.0               | 69.0        | 35.0        |
|                             | Total  | 26.0             | 67.0        | 34.3        | 27.0              | 69.0        | 40.5        | 26.0               | 69.0        | 38.5        |
| <b><u>CLINICAL</u></b>      |        |                  |             |             |                   |             |             |                    |             |             |
| Professor                   | Male   | 44.0             | 64.0        | 55.3        | 52.0              | 71.0        | 61.9        | 44.0               | 71.0        | 58.6        |
|                             | Female | 45.0             | 64.0        | 53.4        | 54.0              | 71.0        | 62.5        | 45.0               | 71.0        | 54.8        |
|                             | Total  | 44.0             | 64.0        | 54.4        | 52.0              | 71.0        | 62.0        | 44.0               | 71.0        | 57.3        |
| Associate Prof              | Male   | 35.0             | 68.0        | 54.1        | 50.0              | 72.0        | 59.8        | 35.0               | 72.0        | 56.2        |
|                             | Female | 27.0             | 63.0        | 47.4        | 35.0              | 62.0        | 49.4        | 27.0               | 63.0        | 48.0        |
|                             | Total  | 27.0             | 68.0        | 50.1        | 35.0              | 72.0        | 54.4        | 27.0               | 72.0        | 51.5        |
| Assistant Prof              | Male   | 27.0             | 67.0        | 40.8        | 26.0              | 72.0        | 48.4        | 26.0               | 72.0        | 45.1        |
|                             | Female | 26.0             | 59.0        | 36.1        | 28.0              | 62.0        | 40.7        | 26.0               | 62.0        | 38.5        |
|                             | Total  | 26.0             | 67.0        | 37.8        | 26.0              | 72.0        | 43.7        | 26.0               | 72.0        | 40.1        |
| Instructor                  | Male   | 30.0             | 52.0        | 37.8        | 28.0              | 72.0        | 47.5        | 28.0               | 72.0        | 45.4        |
|                             | Female | 29.0             | 45.0        | 33.6        | 27.0              | 61.0        | 34.3        | 27.0               | 61.0        | 34.2        |
|                             | Total  | 29.0             | 52.0        | 35.4        | 27.0              | 72.0        | 38.9        | 27.0               | 72.0        | 38.3        |
| <b><u>RESEARCH ONLY</u></b> |        |                  |             |             |                   |             |             |                    |             |             |
| Research Only Faculty       | Male   | 37.0             | 59.0        | 48.7        | 56.0              | 56.0        | 56.0        | 37.0               | 59.0        | 51.6        |
|                             | Female | 35.0             | 53.0        | 45.0        | ---               | ---         | ---         | 35.0               | 53.0        | 45.0        |
|                             | Total  | 35.0             | 59.0        | 46.6        | 56.0              | 56.0        | 56.0        | 35.0               | 59.0        | 48.7        |
| <b><u>OTHER RANKS</u></b>   |        |                  |             |             |                   |             |             |                    |             |             |
| Lecturer                    | Male   | 63.0             | 63.0        | 63.0        | ---               | ---         | ---         | 63.0               | 63.0        | 63.0        |
|                             | Female | 46.0             | 46.0        | 46.0        | 30.0              | 46.0        | 38.0        | 30.0               | 46.0        | 40.7        |
|                             | Total  | 46.0             | 63.0        | 54.5        | 30.0              | 46.0        | 38.0        | 30.0               | 63.0        | 46.3        |
| Librarian                   | Male   | ---              | ---         | ---         | ---               | ---         | ---         | ---                | ---         | ---         |
|                             | Female | ***              | ***         | ***         | ---               | ---         | ---         | ***                | ***         | ***         |
|                             | Total  | ***              | ***         | ***         | ---               | ---         | ---         | ***                | ***         | ***         |
| Prof. Emeritus              | Male   | ---              | ---         | ---         | 63.0              | 86.0        | 70.3        | 63.0               | 86.0        | 70.3        |
|                             | Female | ---              | ---         | ---         | ---               | ---         | ---         | ---                | ---         | ---         |
|                             | Total  | ---              | ---         | ---         | 63.0              | 86.0        | 70.3        | 63.0               | 86.0        | 70.3        |
| <b><u>NO RANK</u></b>       |        |                  |             |             |                   |             |             |                    |             |             |
| No Academic Rank            | Male   | ---              | ---         | ---         | 30.0              | 70.0        | 53.3        | 30.0               | 70.0        | 53.3        |
|                             | Female | ---              | ---         | ---         | 29.0              | 59.0        | 40.3        | 29.0               | 59.0        | 40.3        |
|                             | Total  | ---              | ---         | ---         | 29.0              | 70.0        | 47.4        | 29.0               | 70.0        | 47.4        |
| <b>Overall Average</b>      |        | <b>26.0</b>      | <b>78.0</b> | <b>47.1</b> | <b>26.0</b>       | <b>86.0</b> | <b>48.1</b> | <b>26.0</b>        | <b>86.0</b> | <b>47.4</b> |
| <b>Private</b>              |        | 26.0             | 78.0        | 45.4        | 27.0              | 85.0        | 49.1        | 26.0               | 85.0        | 46.6        |
| <b>Public</b>               |        | 26.0             | 77.0        | 49.0        | 26.0              | 86.0        | 47.1        | 26.0               | 86.0        | 48.3        |

\* "Age" is calculated with 2015 as the base year.

\*\* Prior to AY 2011-2012 "full-time" faculty and "part-time" faculty were designated as such by schools, regardless of FTE. Beginning in AY 2011-2012, faculty are grouped as 1.0 FTE or less than 1.0 FTE.

\*\*\* Unknown

All data reported is as of October 1, 2015.



**Race/Ethnicity by Academic Rank and Gender**

Table #7 of 15

1.0 FTE Faculty\*

| Academic Rank               |        | White        | Black or African American | Hispanic or Latino | Asian        | Native Hawaiian or Other Pacific Islander | American Indian or Alaskan Native | Two or More Races | Unknown     | Total 1.0 FTE Count | % of 1.0 FTE Faculty by Rank |
|-----------------------------|--------|--------------|---------------------------|--------------------|--------------|---|-----------------------------------|-------------------|-------------|---------------------|------------------------------|
|                             |        |              |                           |                    |              |   |                                   |                   |             |                     |                              |
| <b><u>DIDACTIC</u></b>      |        |              |                           |                    |              |   |                                   |                   |             |                     |                              |
| Professor                   | Male   | 85           | 1                         | 2                  | 9            | 0   | 1                                 | 1                 | 2           | 101                 | 14.1%                        |
|                             | Female | 35           | 1                         | 1                  | 7            | 0   | 0                                 | 0                 | 0           | 44                  | 6.1%                         |
|                             | Total  | 120          | 2                         | 3                  | 16           | 0   | 1                                 | 1                 | 2           | 145                 | 20.3%                        |
| Associate Professor         | Male   | 65           | 1                         | 4                  | 15           | 1   | 0                                 | 0                 | 2           | 88                  | 12.3%                        |
|                             | Female | 63           | 6                         | 5                  | 10           | 0   | 0                                 | 0                 | 2           | 86                  | 12.0%                        |
|                             | Total  | 128          | 7                         | 9                  | 25           | 1   | 0                                 | 0                 | 4           | 174                 | 24.3%                        |
| Assistant Prof              | Male   | 37           | 2                         | 5                  | 12           | 0   | 0                                 | 0                 | 3           | 59                  | 8.2%                         |
|                             | Female | 68           | 2                         | 9                  | 30           | 0   | 0                                 | 0                 | 7           | 116                 | 16.2%                        |
|                             | Total  | 105          | 4                         | 14                 | 42           | 0   | 0                                 | 0                 | 10          | 175                 | 24.4%                        |
| Instructor                  | Male   | 2            | 0                         | 1                  | 0            | 0   | 0                                 | 0                 | 1           | 4                   | 0.6%                         |
|                             | Female | 10           | 0                         | 0                  | 1            | 0   | 0                                 | 0                 | 3           | 14                  | 2.0%                         |
|                             | Total  | 12           | 0                         | 1                  | 1            | 0   | 0                                 | 0                 | 4           | 18                  | 2.5%                         |
| <b><u>CLINICAL</u></b>      |        |              |                           |                    |              |   |                                   |                   |             |                     |                              |
| Professor                   | Male   | 12           | 0                         | 1                  | 0            | 0   | 0                                 | 0                 | 0           | 13                  | 1.8%                         |
|                             | Female | 10           | 0                         | 0                  | 1            | 0   | 0                                 | 0                 | 0           | 11                  | 1.5%                         |
|                             | Total  | 22           | 0                         | 1                  | 1            | 0   | 0                                 | 0                 | 0           | 24                  | 3.4%                         |
| Associate Prof              | Male   | 19           | 0                         | 1                  | 3            | 0   | 0                                 | 0                 | 0           | 23                  | 3.2%                         |
|                             | Female | 28           | 2                         | 0                  | 4            | 0   | 0                                 | 0                 | 0           | 34                  | 4.7%                         |
|                             | Total  | 47           | 2                         | 1                  | 7            | 0   | 0                                 | 0                 | 0           | 57                  | 8.0%                         |
| Assistant Prof              | Male   | 20           | 1                         | 2                  | 7            | 0   | 1                                 | 0                 | 4           | 35                  | 4.9%                         |
|                             | Female | 36           | 4                         | 3                  | 18           | 0   | 1                                 | 0                 | 2           | 64                  | 8.9%                         |
|                             | Total  | 56           | 5                         | 5                  | 25           | 0   | 2                                 | 0                 | 6           | 99                  | 13.8%                        |
| Instructor                  | Male   | 0            | 0                         | 3                  | 2            | 0   | 0                                 | 0                 | 0           | 5                   | 0.7%                         |
|                             | Female | 3            | 1                         | 0                  | 2            | 0   | 0                                 | 0                 | 3           | 9                   | 1.3%                         |
|                             | Total  | 3            | 1                         | 3                  | 4            | 0   | 0                                 | 0                 | 3           | 14                  | 2.0%                         |
| <b><u>RESEARCH ONLY</u></b> |        |              |                           |                    |              |   |                                   |                   |             |                     |                              |
| Research Only Faculty       | Male   | 1            | 0                         | 0                  | 2            | 0   | 0                                 | 0                 | 0           | 3                   | 0.4%                         |
|                             | Female | 2            | 0                         | 0                  | 2            | 0   | 0                                 | 0                 | 0           | 4                   | 0.6%                         |
|                             | Total  | 3            | 0                         | 0                  | 4            | 0   | 0                                 | 0                 | 0           | 7                   | 1.0%                         |
| <b><u>OTHER RANKS</u></b>   |        |              |                           |                    |              |   |                                   |                   |             |                     |                              |
| Lecturer                    | Male   | 1            | 0                         | 0                  | 0            | 0   | 0                                 | 0                 | 0           | 1                   | 0.1%                         |
|                             | Female | 1            | 0                         | 0                  | 0            | 0   | 0                                 | 0                 | 0           | 1                   | 0.1%                         |
|                             | Total  | 2            | 0                         | 0                  | 0            | 0   | 0                                 | 0                 | 0           | 2                   | 0.3%                         |
| Librarian                   | Male   | 0            | 0                         | 0                  | 0            | 0   | 0                                 | 0                 | 0           | 0                   | 0.0%                         |
|                             | Female | 0            | 0                         | 1                  | 0            | 0   | 0                                 | 0                 | 0           | 1                   | 0.1%                         |
|                             | Total  | 0            | 0                         | 1                  | 0            | 0   | 0                                 | 0                 | 0           | 1                   | 0.1%                         |
| Prof. Emeritus              | Male   | 0            | 0                         | 0                  | 0            | 0   | 0                                 | 0                 | 0           | 0                   | 0.0%                         |
|                             | Female | 0            | 0                         | 0                  | 0            | 0   | 0                                 | 0                 | 0           | 0                   | 0.0%                         |
|                             | Total  | 0            | 0                         | 0                  | 0            | 0   | 0                                 | 0                 | 0           | 0                   | 0.0%                         |
| <b><u>NO RANK</u></b>       |        |              |                           |                    |              |   |                                   |                   |             |                     |                              |
| No Academic Rank            | Male   | 0            | 0                         | 0                  | 0            | 0   | 0                                 | 0                 | 0           | 0                   | 0.0%                         |
|                             | Female | 0            | 0                         | 0                  | 0            | 0   | 0                                 | 0                 | 0           | 0                   | 0.0%                         |
|                             | Total  | 0            | 0                         | 0                  | 0            | 0   | 0                                 | 0                 | 0           | 0                   | 0.0%                         |
| <b>Total by Ethnicity</b>   |        | <b>498</b>   | <b>21</b>                 | <b>38</b>          | <b>125</b>   | <b>1</b>                                  | <b>3</b>                          | <b>1</b>          | <b>29</b>   | <b>716</b>          | <b>100.0%</b>                |
| <b>Private</b>              |        | 241          | 15                        | 30                 | 66           | 0   | 0                                 | 1                 | 27          | 380                 |                              |
| <b>Public</b>               |        | 257          | 6                         | 8                  | 59           | 1   | 3                                 | 0                 | 2           | 336                 |                              |
| <b>% of Total Faculty</b>   |        | <b>69.6%</b> | <b>2.9%</b>               | <b>5.3%</b>        | <b>17.5%</b> | <b>0.1%</b>                               | <b>0.4%</b>                       | <b>0.1%</b>       | <b>4.1%</b> | <b>100.0%</b>       |                              |
| <b>Private</b>              |        | 63.4%        | 3.9%                      | 7.9%               | 17.4%        | 0.0%                                      | 0.0%                              | 0.3%              | 7.1%        | 100.0%              |                              |
| <b>Public</b>               |        | 76.5%        | 1.8%                      | 2.4%               | 17.6%        | 0.3%                                      | 0.9%                              | 0.0%              | 0.6%        | 100.0%              |                              |

\* Prior to AY 2011-2012 "full-time" faculty and "part-time" faculty were designated as such by schools, regardless of FTE. Beginning in AY 2011-2012, faculty are grouped as 1.0 FTE or less than 1.0 FTE.

## Degrees Earned by Academic Rank and Gender

Table #8 of 15

### 1.0 FTE Faculty\*

| Academic Rank               |                       | Bachelors    | Masters      | OD from<br>US School | OD from<br>Foreign<br>School | OD from<br>All Schools | MD**        | PhD          | Other<br>Doctoral<br>Degree | None of<br>the Listed<br>Degrees | Total 1.0<br>FTE Count |
|-----------------------------|-----------------------|--------------|--------------|----------------------|------------------------------|------------------------|-------------|--------------|-----------------------------|----------------------------------|------------------------|
| <b><u>DIDACTIC</u></b>      |                       |              |              |                      |                              |                        |             |              |                             |                                  |                        |
| Professor                   | Male                  | 79           | 40           | 66                   | 4                            | 70                     | 3           | 59           | 0                           | 0                                | 101                    |
|                             | Female                | 37           | 19           | 33                   | 3                            | 36                     | 0           | 17           | 2                           | 0                                | 44                     |
|                             | Total                 | 116          | 59           | 99                   | 7                            | 106                    | 3           | 76           | 2                           | 0                                | 145                    |
|                             | % of Professors       | 80.0%        | 40.7%        | 68.3%                | 4.8%                         | 73.1%                  | 2.1%        | 52.4%        | 1.4%                        | 0.0%                             | 100.0%                 |
|                             |                       |              |              |                      |                              |                        |             |              |                             |                                  |                        |
| Associate Professor         | Male                  | 73           | 37           | 62                   | 5                            | 67                     | 0           | 36           | 2                           | 0                                | 88                     |
|                             | Female                | 62           | 16           | 72                   | 3                            | 75                     | 1           | 19           | 1                           | 0                                | 86                     |
|                             | Total                 | 135          | 53           | 134                  | 8                            | 142                    | 1           | 55           | 3                           | 0                                | 174                    |
|                             | % of Assoc Prof       | 77.6%        | 30.5%        | 77.0%                | 4.6%                         | 81.6%                  | 0.6%        | 31.6%        | 1.7%                        | 0.0%                             | 100.0%                 |
|                             |                       |              |              |                      |                              |                        |             |              |                             |                                  |                        |
| Assistant Prof              | Male                  | 43           | 15           | 46                   | 2                            | 48                     | 2           | 16           | 1                           | 0                                | 59                     |
|                             | Female                | 99           | 23           | 107                  | 3                            | 110                    | 1           | 16           | 3                           | 0                                | 116                    |
|                             | Total                 | 142          | 38           | 153                  | 5                            | 158                    | 3           | 32           | 4                           | 0                                | 175                    |
|                             | % of Asst Prof        | 81.1%        | 21.7%        | 87.4%                | 2.9%                         | 90.3%                  | 1.7%        | 18.3%        | 2.3%                        | 0.0%                             | 100.0%                 |
|                             |                       |              |              |                      |                              |                        |             |              |                             |                                  |                        |
| Instructor                  | Male                  | 4            | 0            | 3                    | 0                            | 3                      | 0           | 0            | 0                           | 0                                | 4                      |
|                             | Female                | 12           | 0            | 13                   | 1                            | 14                     | 0           | 0            | 0                           | 0                                | 14                     |
|                             | Total                 | 16           | 0            | 16                   | 1                            | 17                     | 0           | 0            | 0                           | 0                                | 18                     |
|                             | % of Instructors      | 88.9%        | 0.0%         | 88.9%                | 5.6%                         | 94.4%                  | 0.0%        | 0.0%         | 0.0%                        | 0.0%                             | 100.0%                 |
|                             |                       |              |              |                      |                              |                        |             |              |                             |                                  |                        |
| <b><u>CLINICAL</u></b>      |                       |              |              |                      |                              |                        |             |              |                             |                                  |                        |
| Professor                   | Male                  | 13           | 7            | 13                   | 0                            | 13                     | 0           | 2            | 2                           | 0                                | 13                     |
|                             | Female                | 11           | 3            | 11                   | 0                            | 11                     | 0           | 0            | 0                           | 0                                | 11                     |
|                             | Total                 | 24           | 10           | 24                   | 0                            | 24                     | 0           | 2            | 2                           | 0                                | 24                     |
|                             | % of Clin Prof        | 100.0%       | 41.7%        | 100.0%               | 0.0%                         | 100.0%                 | 0.0%        | 8.3%         | 8.3%                        | 0.0%                             | 100.0%                 |
|                             |                       |              |              |                      |                              |                        |             |              |                             |                                  |                        |
| Associate Prof              | Male                  | 23           | 8            | 23                   | 0                            | 23                     | 0           | 2            | 1                           | 0                                | 23                     |
|                             | Female                | 32           | 7            | 32                   | 2                            | 34                     | 0           | 2            | 0                           | 0                                | 34                     |
|                             | Total                 | 55           | 15           | 55                   | 2                            | 57                     | 0           | 4            | 1                           | 0                                | 57                     |
|                             | % of Clin Assoc Prof  | 96.5%        | 26.3%        | 96.5%                | 3.5%                         | 100.0%                 | 0.0%        | 7.0%         | 1.8%                        | 0.0%                             | 100.0%                 |
|                             |                       |              |              |                      |                              |                        |             |              |                             |                                  |                        |
| Assistant Prof              | Male                  | 28           | 2            | 35                   | 0                            | 35                     | 0           | 2            | 1                           | 0                                | 35                     |
|                             | Female                | 57           | 7            | 61                   | 2                            | 63                     | 1           | 4            | 0                           | 1                                | 64                     |
|                             | Total                 | 85           | 9            | 96                   | 2                            | 98                     | 1           | 6            | 1                           | 1                                | 99                     |
|                             | % of Clin Asst Prof   | 85.9%        | 9.1%         | 97.0%                | 2.0%                         | 99.0%                  | 1.0%        | 6.1%         | 1.0%                        | 1.0%                             | 100.0%                 |
|                             |                       |              |              |                      |                              |                        |             |              |                             |                                  |                        |
| Instructor                  | Male                  | 1            | 0            | 5                    | 0                            | 5                      | 0           | 0            | 0                           | 0                                | 5                      |
|                             | Female                | 7            | 0            | 9                    | 0                            | 9                      | 0           | 0            | 0                           | 0                                | 9                      |
|                             | Total                 | 8            | 0            | 14                   | 0                            | 14                     | 0           | 0            | 0                           | 0                                | 14                     |
|                             | % of Clin Instructors | 57.1%        | 0.0%         | 100.0%               | 0.0%                         | 100.0%                 | 0.0%        | 0.0%         | 0.0%                        | 0.0%                             | 100.0%                 |
|                             |                       |              |              |                      |                              |                        |             |              |                             |                                  |                        |
| <b><u>RESEARCH ONLY</u></b> |                       |              |              |                      |                              |                        |             |              |                             |                                  |                        |
| Research Only Faculty       | Male                  | 2            | 2            | 1                    | 0                            | 1                      | 0           | 3            | 0                           | 0                                | 3                      |
|                             | Female                | 4            | 3            | 0                    | 0                            | 0                      | 0           | 4            | 0                           | 0                                | 4                      |
|                             | Total                 | 6            | 5            | 1                    | 0                            | 1                      | 0           | 7            | 0                           | 0                                | 7                      |
|                             | % of Research Only    | 85.7%        | 71.4%        | 14.3%                | 0.0%                         | 14.3%                  | 0.0%        | 100.0%       | 0.0%                        | 0.0%                             | 100.0%                 |
|                             |                       |              |              |                      |                              |                        |             |              |                             |                                  |                        |
| <b><u>OTHER RANKS</u></b>   |                       |              |              |                      |                              |                        |             |              |                             |                                  |                        |
| Lecturer                    | Male                  | 1            | 0            | 1                    | 0                            | 1                      | 0           | 0            | 0                           | 0                                | 1                      |
|                             | Female                | 1            | 0            | 1                    | 0                            | 1                      | 0           | 1            | 0                           | 0                                | 1                      |
|                             | Total                 | 2            | 0            | 2                    | 0                            | 2                      | 0           | 1            | 0                           | 0                                | 2                      |
|                             | % of Lecturers        | 100.0%       | 0.0%         | 100.0%               | 0.0%                         | 100.0%                 | 0.0%        | 50.0%        | 0.0%                        | 0.0%                             | 100.0%                 |
|                             |                       |              |              |                      |                              |                        |             |              |                             |                                  |                        |
| Librarian                   | Male                  | 0            | 0            | 0                    | 0                            | 0                      | 0           | 0            | 0                           | 0                                | 0                      |
|                             | Female                | 1            | 0            | 0                    | 0                            | 0                      | 0           | 0            | 0                           | 0                                | 1                      |
|                             | Total                 | 1            | 0            | 0                    | 0                            | 0                      | 0           | 0            | 0                           | 0                                | 1                      |
|                             | % of Librarians       | 100.0%       | 0.0%         | 0.0%                 | 0.0%                         | 0.0%                   | 0.0%        | 0.0%         | 0.0%                        | 0.0%                             | 100.0%                 |
|                             |                       |              |              |                      |                              |                        |             |              |                             |                                  |                        |
| Prof. Emeritus              | Male                  | 0            | 0            | 0                    | 0                            | 0                      | 0           | 0            | 0                           | 0                                | 0                      |
|                             | Female                | 0            | 0            | 0                    | 0                            | 0                      | 0           | 0            | 0                           | 0                                | 0                      |
|                             | Total                 | 0            | 0            | 0                    | 0                            | 0                      | 0           | 0            | 0                           | 0                                | 0                      |
|                             | % of Prof Emeritus    | 0.0%         | 0.0%         | 0.0%                 | 0.0%                         | 0.0%                   | 0.0%        | 0.0%         | 0.0%                        | 0.0%                             | 0.0%                   |
|                             |                       |              |              |                      |                              |                        |             |              |                             |                                  |                        |
| <b><u>NO RANK</u></b>       |                       |              |              |                      |                              |                        |             |              |                             |                                  |                        |
| No Academic Rank            | Male                  | 0            | 0            | 0                    | 0                            | 0                      | 0           | 0            | 0                           | 0                                | 0                      |
|                             | Female                | 0            | 0            | 0                    | 0                            | 0                      | 0           | 0            | 0                           | 0                                | 0                      |
|                             | Total                 | 0            | 0            | 0                    | 0                            | 0                      | 0           | 0            | 0                           | 0                                | 0                      |
|                             | % of No Academic      | 0.0%         | 0.0%         | 0.0%                 | 0.0%                         | 0.0%                   | 0.0%        | 0.0%         | 0.0%                        | 0.0%                             | 0.0%                   |
|                             |                       |              |              |                      |                              |                        |             |              |                             |                                  |                        |
| <b>Total Earned Degrees</b> |                       | <b>590</b>   | <b>189</b>   | <b>594</b>           | <b>25</b>                    | <b>619</b>             | <b>8</b>    | <b>183</b>   | <b>13</b>                   | <b>1</b>                         | <b>716</b>             |
| <b>Private</b>              |                       | 296          | 82           | 341                  | 11                           | 352                    | 5           | 57           | 6                           | 0                                | 380                    |
| <b>Public</b>               |                       | 294          | 107          | 253                  | 14                           | 267                    | 3           | 126          | 7                           | 1                                | 336                    |
| <b>% of Total</b>           |                       | <b>82.4%</b> | <b>26.4%</b> | <b>83.0%</b>         | <b>3.5%</b>                  | <b>86.5%</b>           | <b>1.1%</b> | <b>25.6%</b> | <b>1.8%</b>                 | <b>0.1%</b>                      | <b>100.0%</b>          |
| <b>Private</b>              |                       | 77.9%        | 21.6%        | 89.7%                | 2.9%                         | 92.6%                  | 1.3%        | 15.0%        | 1.6%                        | 0.0%                             | 100.0%                 |
| <b>Public</b>               |                       | 87.5%        | 31.8%        | 75.3%                | 4.2%                         | 79.5%                  | 0.9%        | 37.5%        | 2.1%                        | 0.3%                             | 100.0%                 |

\* Prior to AY 2011-2012 "full-time" faculty and "part-time" faculty were designated as such by schools, regardless of FTE. Beginning in AY 2011-2012, faculty are grouped as 1.0 FTE or less than 1.0 FTE.

\*\*"MD" category was added in AY 2012-2013 and data may be incomplete. Some "MD" degrees may be included under "Other Doctoral Degree."

All data reported is as of October 1, 2015.

**Tenure Status by Academic Rank and Gender\***  
1.0 FTE Faculty\*\*

Table #9 of 15

| Academic Rank                |        | Tenured      | On Tenure Track | Not on Tenure Track | Total 1.0 FTE Faculty at Schools with Tenure |
|------------------------------|--------|--------------|-----------------|---------------------|--|
| <b><u>DIDACTIC</u></b>       |        |              |                 |                     |  |
| Professor                    | Male   | 89           | 1               | 3                   | 93   |
|                              | Female | 36           | 0               | 4                   | 40   |
|                              | Total  | 125          | 1               | 7                   | 133  |
| Associate Professor          | Male   | 53           | 5               | 14                  | 72   |
|                              | Female | 43           | 5               | 15                  | 63   |
|                              | Total  | 96           | 10              | 29                  | 135  |
| Assistant Professor          | Male   | 3            | 32              | 15                  | 50   |
|                              | Female | 0            | 60              | 29                  | 89   |
|                              | Total  | 3            | 92              | 44                  | 139  |
| Instructor                   | Male   | 0            | 1               | 2                   | 3  |
|                              | Female | 0            | 1               | 6                   | 7  |
|                              | Total  | 0            | 2               | 8                   | 10   |
| <b><u>CLINICAL</u></b>       |        |              |                 |                     |  |
| Professor                    | Male   | 0            | 0               | 13                  | 13   |
|                              | Female | 0            | 0               | 11                  | 11   |
|                              | Total  | 0            | 0               | 24                  | 24   |
| Associate Professor          | Male   | 2            | 0               | 21                  | 23   |
|                              | Female | 0            | 0               | 34                  | 34   |
|                              | Total  | 2            | 0               | 55                  | 57   |
| Assistant Professor          | Male   | 0            | 0               | 35                  | 35   |
|                              | Female | 0            | 2               | 62                  | 64   |
|                              | Total  | 0            | 2               | 97                  | 99   |
| Instructor                   | Male   | 1            | 1               | 3                   | 5  |
|                              | Female | 0            | 0               | 9                   | 9  |
|                              | Total  | 1            | 1               | 12                  | 14   |
| <b><u>RESEARCH ONLY</u></b>  |        |              |                 |                     |  |
| Research Only Faculty        | Male   | 0            | 0               | 3                   | 3  |
|                              | Female | 0            | 0               | 4                   | 4  |
|                              | Total  | 0            | 0               | 7                   | 7  |
| <b><u>OTHER RANKS</u></b>    |        |              |                 |                     |  |
| Lecturer                     | Male   | 0            | 0               | 1                   | 1  |
|                              | Female | 0            | 0               | 1                   | 1  |
|                              | Total  | 0            | 0               | 2                   | 2  |
| Librarian                    | Male   | 0            | 0               | 0                   | 0  |
|                              | Female | 0            | 0               | 1                   | 1  |
|                              | Total  | 0            | 0               | 1                   | 1  |
| Professor Emeritus           | Male   | 0            | 0               | 0                   | 0  |
|                              | Female | 0            | 0               | 0                   | 0  |
|                              | Total  | 0            | 0               | 0                   | 0  |
| <b><u>NO RANK</u></b>        |        |              |                 |                     |  |
| No Academic Rank             | Male   | 0            | 0               | 0                   | 0  |
|                              | Female | 0            | 0               | 0                   | 0  |
|                              | Total  | 0            | 0               | 0                   | 0  |
| <b>Total Tenured Faculty</b> |        | <b>227</b>   | <b>108</b>      | <b>286</b>          | <b>621</b>                                   |
| Private                      |        | 102          | 77              | 106                 | 285  |
| Public                       |        | 125          | 31              | 180                 | 336  |
| <b>% of Total Faculty</b>    |        | <b>36.6%</b> | <b>17.4%</b>    | <b>46.1%</b>        | <b>100.0%</b>                                |
| Private                      |        | 35.8%        | 27.0%           | 37.2%               | 100.0%                                       |
| Public                       |        | 37.2%        | 9.2%            | 53.6%               | 100.0%                                       |

\* This table contains information for 18 institutions that have a tenure policy.

\*\* Prior to AY 2011-2012 "full-time" faculty and "part-time" faculty were designated as such by schools, regardless of FTE. Beginning in AY 2011-2012, faculty are grouped as 1.0 FTE or less than 1.0 FTE.

**Administrative Activities\* by Academic Rank**  
**1.0 FTE Faculty\*\***

Table #10 of 15

| ADMINISTRATIVE TITLE            | ACADEMIC RANK         |                                    |                                    |                        |                   |                       |                                    |                                    |                        |                   |                        |                | Mean #<br>Years in<br>Current<br>Position** |                |
|---------------------------------|-----------------------|------------------------------------|------------------------------------|------------------------|-------------------|-----------------------|------------------------------------|------------------------------------|------------------------|-------------------|------------------------|----------------|---|----------------|
|                                 | Didactic<br>Professor | Didactic<br>Associate<br>Professor | Didactic<br>Assistant<br>Professor | Didactic<br>Instructor | Didactic<br>Total | Clinical<br>Professor | Clinical<br>Associate<br>Professor | Clinical<br>Assistant<br>Professor | Clinical<br>Instructor | Clinical<br>Total | Research<br>Only Total | Other<br>Total |   | Grand<br>Total |
| <b>Chief Academic Officer</b>   |                       |                                    |                                    |                        |                   |                       |                                    |                                    |                        |                   |                        |                |   |                |
| Full Title                      | 0                     | 0                                  | 0                                  | 0                      | 0                 | 0                     | 0                                  | 0                                  | 0                      | 0                 | 0                      | 0              | 0   | 0.0            |
| Acting or Interim               | 0                     | 0                                  | 0                                  | 0                      | 0                 | 0                     | 0                                  | 0                                  | 0                      | 0                 | 0                      | 0              | 0   | 0.0            |
| Total                           | 0                     | 0                                  | 0                                  | 0                      | 0                 | 0                     | 0                                  | 0                                  | 0                      | 0                 | 0                      | 0              | 0   | 0.0            |
| <b>Associate Dean</b>           |                       |                                    |                                    |                        |                   |                       |                                    |                                    |                        |                   |                        |                |   |                |
| Full Title                      | 10                    | 9                                  | 3                                  | 0                      | 22                | 4                     | 1                                  | 0                                  | 0                      | 5                 | 0                      | 1              | 28  | 5.1            |
| Acting or Interim               | 1                     | 1                                  | 0                                  | 0                      | 2                 | 0                     | 0                                  | 0                                  | 0                      | 0                 | 0                      | 0              | 2   | 2.0            |
| Total                           | 11                    | 10                                 | 3                                  | 0                      | 24                | 4                     | 1                                  | 0                                  | 0                      | 5                 | 0                      | 1              | 30  | 4.9            |
| <b>Assistant Dean</b>           |                       |                                    |                                    |                        |                   |                       |                                    |                                    |                        |                   |                        |                |   |                |
| Full Title                      | 3                     | 4                                  | 3                                  | 0                      | 10                | 1                     | 1                                  | 0                                  | 0                      | 2                 | 0                      | 0              | 12  | 3.2            |
| Acting or Interim               | 0                     | 0                                  | 0                                  | 0                      | 0                 | 0                     | 0                                  | 0                                  | 0                      | 0                 | 0                      | 0              | 0   | 0.0            |
| Total                           | 3                     | 4                                  | 3                                  | 0                      | 10                | 1                     | 1                                  | 0                                  | 0                      | 2                 | 0                      | 0              | 12  | 3.2            |
| <b>Department Head</b>          |                       |                                    |                                    |                        |                   |                       |                                    |                                    |                        |                   |                        |                |   |                |
| Full Title                      | 8                     | 2                                  | 0                                  | 0                      | 10                | 0                     | 0                                  | 0                                  | 0                      | 0                 | 0                      | 0              | 10  | 5.3            |
| Acting or Interim               | 0                     | 1                                  | 0                                  | 0                      | 1                 | 0                     | 0                                  | 0                                  | 0                      | 0                 | 0                      | 0              | 1   | 7.0            |
| Total                           | 8                     | 3                                  | 0                                  | 0                      | 11                | 0                     | 0                                  | 0                                  | 0                      | 0                 | 0                      | 0              | 11  | 5.5            |
| <b>Director</b>                 |                       |                                    |                                    |                        |                   |                       |                                    |                                    |                        |                   |                        |                |   |                |
| Full Title                      | 10                    | 17                                 | 6                                  | 0                      | 33                | 2                     | 2                                  | 2                                  | 0                      | 6                 | 0                      | 0              | 39  | 7.7            |
| Acting or Interim               | 0                     | 1                                  | 0                                  | 0                      | 1                 | 0                     | 0                                  | 0                                  | 0                      | 0                 | 0                      | 0              | 1   | 4.0            |
| Total                           | 10                    | 18                                 | 6                                  | 0                      | 34                | 2                     | 2                                  | 2                                  | 0                      | 6                 | 0                      | 0              | 40  | 7.7            |
| <b>Residency Prog Admin</b>     |                       |                                    |                                    |                        |                   |                       |                                    |                                    |                        |                   |                        |                |   |                |
| Full Title                      | 2                     | 6                                  | 4                                  | 0                      | 12                | 0                     | 1                                  | 0                                  | 0                      | 1                 | 0                      | 0              | 13  | 6.5            |
| Acting or Interim               | 1                     | 0                                  | 0                                  | 0                      | 1                 | 0                     | 0                                  | 0                                  | 0                      | 0                 | 0                      | 0              | 1   | 4.0            |
| Total                           | 3                     | 6                                  | 4                                  | 0                      | 13                | 0                     | 1                                  | 0                                  | 0                      | 1                 | 0                      | 0              | 14  | 6.3            |
| <b>Clinic Admin/Director</b>    |                       |                                    |                                    |                        |                   |                       |                                    |                                    |                        |                   |                        |                |   |                |
| Full Title                      | 0                     | 4                                  | 4                                  | 0                      | 8                 | 1                     | 5                                  | 10                                 | 0                      | 16                | 0                      | 0              | 24  | 4.1            |
| Acting or Interim               | 0                     | 0                                  | 0                                  | 0                      | 0                 | 0                     | 0                                  | 0                                  | 0                      | 0                 | 0                      | 0              | 0   | 0.0            |
| Total                           | 0                     | 4                                  | 4                                  | 0                      | 8                 | 1                     | 5                                  | 10                                 | 0                      | 16                | 0                      | 0              | 24  | 4.1            |
| <b>Clinic Service Chief</b>     |                       |                                    |                                    |                        |                   |                       |                                    |                                    |                        |                   |                        |                |   |                |
| Full Title                      | 11                    | 22                                 | 17                                 | 0                      | 50                | 9                     | 15                                 | 11                                 | 4                      | 39                | 0                      | 0              | 89  | 6.2            |
| Acting or Interim               | 1                     | 1                                  | 0                                  | 0                      | 2                 | 0                     | 1                                  | 0                                  | 0                      | 1                 | 0                      | 0              | 3   | 5.3            |
| Total                           | 12                    | 23                                 | 17                                 | 0                      | 52                | 9                     | 16                                 | 11                                 | 4                      | 40                | 0                      | 0              | 92  | 6.2            |
| <b>Clin Resident Supervisor</b> |                       |                                    |                                    |                        |                   |                       |                                    |                                    |                        |                   |                        |                |   |                |
| Full Title                      | 4                     | 1                                  | 2                                  | 0                      | 7                 | 2                     | 2                                  | 3                                  | 0                      | 7                 | 0                      | 0              | 14  | 7.5            |
| Acting or Interim               | 0                     | 1                                  | 0                                  | 0                      | 1                 | 0                     | 0                                  | 0                                  | 0                      | 0                 | 0                      | 0              | 1   | 5.0            |
| Total                           | 4                     | 2                                  | 2                                  | 0                      | 8                 | 2                     | 2                                  | 3                                  | 0                      | 7                 | 0                      | 0              | 15  | 7.3            |
| <b>Other</b>                    |                       |                                    |                                    |                        |                   |                       |                                    |                                    |                        |                   |                        |                |   |                |
| Full Title                      | 6                     | 11                                 | 6                                  | 1                      | 24                | 0                     | 4                                  | 6                                  | 0                      | 10                | 0                      | 0              | 34  | 5.4            |
| Acting or Interim               | 0                     | 0                                  | 1                                  | 0                      | 1                 | 0                     | 0                                  | 0                                  | 0                      | 0                 | 0                      | 0              | 1   | 4.0            |
| Total                           | 6                     | 11                                 | 7                                  | 1                      | 25                | 0                     | 4                                  | 6                                  | 0                      | 10                | 0                      | 0              | 35  | 5.3            |
| <b>No Administrative Title</b>  |                       |                                    |                                    |                        |                   |                       |                                    |                                    |                        |                   |                        |                |   |                |
| Full Title                      | 88                    | 94                                 | 128                                | 17                     | 327               | 5                     | 25                                 | 67                                 | 10                     | 107               | 7                      | 2              | 443   |                |
| Acting or Interim               | 0                     | 0                                  | 0                                  | 0                      | 0                 | 0                     | 0                                  | 0                                  | 0                      | 0                 | 0                      | 0              | 0   |                |
| Total                           | 88                    | 94                                 | 128                                | 17                     | 327               | 5                     | 25                                 | 67                                 | 10                     | 107               | 7                      | 2              | 443   |                |
| <b>Total</b>                    | 145                   | 175                                | 174                                | 18                     | 512               | 24                    | 57                                 | 99                                 | 14                     | 194               | 7                      | 3              | 716   |                |
| Private                         | 61                    | 117                                | 142                                | 18                     | 338               | 1                     | 6                                  | 27                                 | 8                      | 42                | 0                      | 0              | 380   |                |
| Public                          | 84                    | 57                                 | 33                                 | 0                      | 174               | 23                    | 51                                 | 72                                 | 6                      | 152               | 7                      | 3              | 336   |                |
| <b>% of Total Faculty</b>       | 20.3%                 | 24.4%                              | 24.3%                              | 2.5%                   | 71.5%             | 3.4%                  | 8.0%                               | 13.8%                              | 2.0%                   | 27.1%             | 1.0%                   | 0.4%           | 100.0%                                      |                |
| Private                         | 16.1%                 | 30.8%                              | 37.4%                              | 4.7%                   | 88.9%             | 0.3%                  | 1.6%                               | 7.1%                               | 2.1%                   | 11.1%             | 0.0%                   | 0.0%           | 100.0%                                      |                |
| Public                          | 25.0%                 | 17.0%                              | 9.8%                               | 0.0%                   | 51.8%             | 6.8%                  | 15.2%                              | 21.4%                              | 1.8%                   | 45.2%             | 2.1%                   | 0.9%           | 100.0%                                      |                |

\* Faculty who hold an administrative position of greater than .75 full-time equivalency are not included in this survey.

\*\* Prior to AY 2011-2012 "full-time" faculty and "part-time" faculty were designated as such by schools, regardless of FTE. Beginning in AY 2011-2012, faculty are grouped as 1.0 FTE or less than 1.0 FTE.

\*\*\*"Mean # Years in Current Position" is calculated with 2015 as the base year.

All data reported is as of October 1, 2015.

## Recruitment Sources by Academic Rank\*

Table #11 of 15

Faculty Hired in Last 12 Months

| Academic Rank                         | 1.0 FTE*          |                 |                                |                              |                    |             |          |          |          |           |               | <1.0 FTE*                                 |                 |                                |                              |                    |             |          |          |          |          |                | Total Recruitment Count |
|---------------------------------------|-------------------|-----------------|--------------------------------|------------------------------|--------------------|-------------|----------|----------|----------|-----------|---------------|---|-----------------|--------------------------------|------------------------------|--------------------|-------------|----------|----------|----------|----------|----------------|-------------------------|
|                                       | Residency Program | Graduate School | Post-Doctoral Training Program | Another Academic Institution | Optometry Practice | VA Hospital | Military | Industry | Other    | Unknown   | 1.0 FTE Total | Residency Program                         | Graduate School | Post-Doctoral Training Program | Another Academic Institution | Optometry Practice | VA Hospital | Military | Industry | Other    | Unknown  | <1.0 FTE Total |                         |
| <b>DIDACTIC</b>                       |                   |                 |                                |                              |                    |             |          |          |          |           |               |   |                 |                                |                              |                    |             |          |          |          |          |                |                         |
| Professor                             | 0                 | 0               | 0                              | 0                            | 0                  | 0           | 0        | 0        | 0        | 0         | 0             | 0   | 0               | 0                              | 0                            | 0                  | 0           | 0        | 0        | 0        | 0        | 0              | 0                       |
| Associate Prof                        | 0                 | 0               | 0                              | 3                            | 1                  | 0           | 0        | 0        | 0        | 1         | 5             | 0   | 0               | 0                              | 0                            | 0                  | 0           | 0        | 0        | 0        | 0        | 0              | 5                       |
| Assistant Prof                        | 3                 | 0               | 0                              | 4                            | 5                  | 1           | 0        | 0        | 1        | 7         | 21            | 0   | 0               | 0                              | 0                            | 0                  | 0           | 0        | 0        | 0        | 0        | 0              | 21                      |
| Instructor                            | 2                 | 0               | 0                              | 0                            | 0                  | 0           | 0        | 0        | 0        | 4         | 6             | 1   | 0               | 0                              | 0                            | 4                  | 0           | 0        | 3        | 0        | 1        | 9              | 15                      |
| <b>CLINICAL</b>                       |                   |                 |                                |                              |                    |             |          |          |          |           |               |   |                 |                                |                              |                    |             |          |          |          |          |                |                         |
| Professor                             | 0                 | 0               | 0                              | 2                            | 0                  | 0           | 0        | 0        | 0        | 0         | 2             | 0   | 0               | 0                              | 0                            | 0                  | 0           | 0        | 0        | 0        | 0        | 0              | 2                       |
| Associate Prof                        | 0                 | 0               | 0                              | 0                            | 0                  | 0           | 0        | 0        | 0        | 0         | 0             | 0   | 0               | 0                              | 0                            | 0                  | 0           | 0        | 0        | 1        | 1        | 1              | 1                       |
| Assistant Prof                        | 3                 | 0               | 1                              | 1                            | 0                  | 0           | 0        | 1        | 1        | 5         | 12            | 0   | 1               | 0                              | 1                            | 3                  | 0           | 0        | 0        | 0        | 2        | 7              | 19                      |
| Instructor                            | 3                 | 0               | 0                              | 0                            | 1                  | 0           | 0        | 0        | 0        | 0         | 4             | 5   | 0               | 0                              | 0                            | 0                  | 1           | 0        | 0        | 0        | 0        | 6              | 10                      |
| <b>RESEARCH ONLY</b>                  |                   |                 |                                |                              |                    |             |          |          |          |           |               |   |                 |                                |                              |                    |             |          |          |          |          |                |                         |
| Research Only Faculty                 | 0                 | 0               | 0                              | 0                            | 0                  | 0           | 0        | 0        | 0        | 1         | 1             | 0   | 0               | 0                              | 0                            | 0                  | 0           | 0        | 0        | 0        | 0        | 0              | 1                       |
| <b>OTHER RANKS</b>                    |                   |                 |                                |                              |                    |             |          |          |          |           |               |   |                 |                                |                              |                    |             |          |          |          |          |                |                         |
| Lecturer                              | 0                 | 0               | 0                              | 0                            | 0                  | 0           | 0        | 0        | 0        | 0         | 0             | 0   | 0               | 0                              | 0                            | 0                  | 0           | 0        | 0        | 0        | 0        | 0              | 0                       |
| Librarian                             | 0                 | 0               | 0                              | 0                            | 0                  | 0           | 0        | 0        | 0        | 0         | 0             | 0   | 0               | 0                              | 0                            | 0                  | 0           | 0        | 0        | 0        | 0        | 0              | 0                       |
| Prof. Emeritus                        | 0                 | 0               | 0                              | 0                            | 0                  | 0           | 0        | 0        | 0        | 0         | 0             | 0   | 0               | 0                              | 0                            | 0                  | 0           | 0        | 0        | 0        | 0        | 0              | 0                       |
| <b>NO RANK</b>                        |                   |                 |                                |                              |                    |             |          |          |          |           |               |   |                 |                                |                              |                    |             |          |          |          |          |                |                         |
| No Academic Rank                      | 0                 | 0               | 0                              | 0                            | 0                  | 0           | 0        | 0        | 0        | 0         | 0             | 0   | 0               | 0                              | 0                            | 5                  | 0           | 0        | 0        | 0        | 0        | 5              | 5                       |
| <b>Grand Total</b>                    | <b>11</b>         | <b>0</b>        | <b>1</b>                       | <b>10</b>                    | <b>7</b>           | <b>1</b>    | <b>0</b> | <b>1</b> | <b>2</b> | <b>18</b> | <b>51</b>     | <b>6</b>                                  | <b>1</b>        | <b>0</b>                       | <b>1</b>                     | <b>12</b>          | <b>1</b>    | <b>0</b> | <b>3</b> | <b>0</b> | <b>4</b> | <b>28</b>      | <b>79</b>               |
| <b>Total Private</b>                  | <b>8</b>          | <b>0</b>        | <b>0</b>                       | <b>6</b>                     | <b>6</b>           | <b>1</b>    | <b>0</b> | <b>0</b> | <b>0</b> | <b>14</b> | <b>35</b>     | <b>1</b>                                  | <b>0</b>        | <b>0</b>                       | <b>0</b>                     | <b>10</b>          | <b>0</b>    | <b>0</b> | <b>3</b> | <b>0</b> | <b>2</b> | <b>16</b>      | <b>51</b>               |
| <b>Total Public</b>                   | <b>3</b>          | <b>0</b>        | <b>1</b>                       | <b>4</b>                     | <b>1</b>           | <b>0</b>    | <b>0</b> | <b>1</b> | <b>2</b> | <b>4</b>  | <b>16</b>     | <b>5</b>                                  | <b>1</b>        | <b>0</b>                       | <b>1</b>                     | <b>2</b>           | <b>1</b>    | <b>0</b> | <b>0</b> | <b>0</b> | <b>2</b> | <b>12</b>      | <b>28</b>               |
| <b>% of total New 1.0 FTE Faculty</b> |                   |                 |                                |                              |                    |             |          |          |          |           |               | <b>% of total New &lt;1.0 FTE Faculty</b> |                 |                                |                              |                    |             |          |          |          |          |                |                         |
| Total                                 | 21.6%             | 0.0%            | 2.0%                           | 19.6%                        | 13.7%              | 2.0%        | 0.0%     | 2.0%     | 3.9%     | 35.3%     | 100.0%        | 21.4%                                     | 3.6%            | 0.0%                           | 3.6%                         | 42.9%              | 3.6%        | 0.0%     | 10.7%    | 0.0%     | 14.3%    | 100.0%         |                         |
| Private                               | 22.9%             | 0.0%            | 0.0%                           | 17.1%                        | 17.1%              | 2.9%        | 0.0%     | 0.0%     | 0.0%     | 40.0%     | 100.0%        | 6.3%                                      | 0.0%            | 0.0%                           | 0.0%                         | 62.5%              | 0.0%        | 0.0%     | 18.8%    | 0.0%     | 12.5%    | 100.0%         |                         |
| Public                                | 18.8%             | 0.0%            | 6.3%                           | 25.0%                        | 6.3%               | 0.0%        | 0.0%     | 6.3%     | 12.5%    | 25.0%     | 100.0%        | 41.7%                                     | 8.3%            | 0.0%                           | 8.3%                         | 16.7%              | 8.3%        | 0.0%     | 0.0%     | 0.0%     | 16.7%    | 100.0%         |                         |

\* Prior to AY 2011-2012 "full-time" faculty and "part-time" faculty were designated as such by schools, regardless of FTE. Beginning in AY 2011-2012, faculty are grouped as 1.0 FTE or less than 1.0 FTE.

All data reported is as of October 1, 2015.

This information is not available.

updated February 2017

All data reported is as of October 1, 2015.

## Faculty Head Count: Paid and Unpaid

Table #13 of 15

| School ID                 | Paid<br>1.0 FTE<br>Count* | Paid<br><1.0 FTE<br>Count* | Paid<br>Total<br>Count | Unpaid<br>Total<br>Count | Grand<br>Total |
|---------------------------|---------------------------|----------------------------|------------------------|--------------------------|----------------|
| AZCOPT                    | 21                        | 0                          | 21                     | 103                      | 124            |
| IAUPR                     | 19                        | 22                         | 41                     | 52                       | 93             |
| ICO                       | 44                        | 37                         | 81                     | 291                      | 372            |
| IUSO                      | 36                        | 8                          | 44                     | 79                       | 123            |
| MCO                       | 19                        | 17                         | 36                     | 80                       | 116            |
| MCPHS                     | 8                         | 15                         | 23                     | 0                        | 23             |
| NECO                      | 44                        | 18                         | 62                     | 314                      | 376            |
| NOVA                      | 49                        | 4                          | 53                     | 173                      | 226            |
| NSUOCO                    | 28                        | 0                          | 28                     | 39                       | 67             |
| OSU                       | 34                        | 23                         | 57                     | 241                      | 298            |
| PUCO                      | 25                        | 12                         | 37                     | 320                      | 357            |
| Salus/PCO                 | 43                        | 17                         | 60                     | 212                      | 272            |
| SCCOMBKU                  | 34                        | 34                         | 68                     | 25                       | 93             |
| SCO                       | 38                        | 10                         | 48                     | 0                        | 48             |
| SUNY                      | 61                        | 42                         | 103                    | 76                       | 179            |
| UABSO                     | 33                        | 6                          | 39                     | 27                       | 66             |
| UCB                       | 45                        | 56                         | 101                    | 33                       | 134            |
| UHCO                      | 64                        | 2                          | 66                     | 100                      | 166            |
| UIWRSO                    | 27                        | 7                          | 34                     | 45                       | 79             |
| UMSL                      | 16                        | 18                         | 34                     | 97                       | 131            |
| WUCO                      | 28                        | 4                          | 32                     | 153                      | 185            |
| <b>Total</b>              | <b>716</b>                | <b>352</b>                 | <b>1068</b>            | <b>2460</b>              | <b>3528</b>    |
| Private                   | 380                       | 180                        | 560                    | 1688                     | 2248           |
| Public                    | 336                       | 172                        | 508                    | 772                      | 1280           |
| <b>% of Total Faculty</b> | <b>20.3%</b>              | <b>10.0%</b>               | <b>30.3%</b>           | <b>69.7%</b>             | <b>100.0%</b>  |
| Private                   | 16.9%                     | 8.0%                       | 24.9%                  | 75.1%                    | 100.0%         |
| Public                    | 26.3%                     | 13.4%                      | 39.7%                  | 60.3%                    | 100.0%         |
| <b>Mean # Faculty</b>     | <b>34</b>                 | <b>17</b>                  | <b>51</b>              | <b>117</b>               | <b>168</b>     |
| Private                   | 32                        | 15                         | 47                     | 141                      | 187            |
| Public                    | 37                        | 19                         | 56                     | 86                       | 142            |

\* Prior to AY 2011-2012 "full-time" faculty and "part-time" faculty were designated as such by schools, regardless of FTE. Beginning in AY 2011-2012, faculty are grouped as 1.0 FTE or less than 1.0 FTE.

## Faculty Head Count, Paid, by Full-Time Equivalent (FTE) Contribution

Table #14 of 15

| School ID                      | 1.0 FTE       | <1.0 FTE Count* |             |             |              | Total Count  | Sum of FTE    | Grand Total   | Grand Total   |
|--------------------------------|---------------|-----------------|-------------|-------------|--------------|--------------|---------------|---------------|---------------|
|                                | Count*        | .75-.99         | .50-.74     | .25-.49     | .01-.24      | <1.0 FTE     | <1.0 FTE      | Count         | FTE           |
| AZCOPT                         | 21            | 0               | 0           | 0           | 0            | 0            | 0.00          | 21            | 21.00         |
| IAUPR                          | 19            | 1               | 4           | 7           | 10           | 22           | 7.81          | 41            | 26.81         |
| ICO                            | 44            | 4               | 4           | 17          | 12           | 37           | 12.25         | 81            | 56.25         |
| IUSO                           | 36            | 1               | 4           | 0           | 3            | 8            | 3.80          | 44            | 39.80         |
| MCO                            | 19            | 0               | 2           | 11          | 4            | 17           | 4.70          | 36            | 23.70         |
| MCPHS                          | 8             | 0               | 3           | 5           | 7            | 15           | 4.65          | 23            | 12.65         |
| NECO                           | 44            | 4               | 5           | 4           | 5            | 18           | 8.13          | 62            | 52.13         |
| NOVA                           | 49            | 0               | 0           | 0           | 4            | 4            | 0.60          | 53            | 49.60         |
| NSUOCO                         | 28            | 0               | 0           | 0           | 0            | 0            | 0.00          | 28            | 28.00         |
| OSU                            | 34            | 10              | 6           | 3           | 4            | 23           | 13.00         | 57            | 47.00         |
| PUCO                           | 25            | 4               | 1           | 1           | 6            | 12           | 5.24          | 37            | 30.24         |
| Salus/PCO                      | 43            | 1               | 10          | 2           | 4            | 17           | 8.46          | 60            | 51.46         |
| SCCOMBKU                       | 34            | 2               | 1           | 8           | 23           | 34           | 7.46          | 68            | 41.46         |
| SCO                            | 38            | 3               | 3           | 4           | 0            | 10           | 5.05          | 48            | 43.05         |
| SUNY                           | 61            | 3               | 11          | 7           | 21           | 42           | 14.74         | 103           | 75.74         |
| UABSO                          | 33            | 1               | 5           | 0           | 0            | 6            | 3.30          | 39            | 36.30         |
| UCB                            | 45            | 2               | 16          | 7           | 31           | 56           | 18.61         | 101           | 63.61         |
| UHCO                           | 64            | 0               | 2           | 0           | 0            | 2            | 1.00          | 66            | 65.00         |
| UIWRSO                         | 27            | 2               | 0           | 2           | 3            | 7            | 2.72          | 34            | 29.72         |
| UMSL                           | 16            | 0               | 4           | 5           | 9            | 18           | 5.48          | 34            | 21.48         |
| WUCO                           | 28            | 2               | 1           | 1           | 0            | 4            | 2.60          | 32            | 30.60         |
| <b>Total</b>                   | <b>716</b>    | <b>40</b>       | <b>82</b>   | <b>84</b>   | <b>146</b>   | <b>352</b>   |               | <b>1068</b>   |               |
| Private                        | 380           | 23              | 32          | 51          | 74           | 180          |               | 560           |               |
| Public                         | 336           | 17              | 50          | 33          | 72           | 172          |               | 508           |               |
| <b>% of Total Paid Faculty</b> | <b>67.0%</b>  | <b>3.7%</b>     | <b>7.7%</b> | <b>7.9%</b> | <b>13.7%</b> | <b>33.0%</b> |               | <b>100.0%</b> |               |
| Private                        | 67.9%         | 4.1%            | 5.7%        | 9.1%        | 13.2%        | 32.1%        |               | 100.0%        |               |
| Public                         | 66.1%         | 3.3%            | 9.8%        | 6.5%        | 14.2%        | 33.9%        |               | 100.0%        |               |
| <b>Total FTE</b>               | <b>716.00</b> |                 |             |             |              |              | <b>129.60</b> |               | <b>845.60</b> |
| Private                        | 380.00        |                 |             |             |              |              | 64.97         |               | 444.97        |
| Public                         | 336.00        |                 |             |             |              |              | 64.63         |               | 400.63        |
| <b>% of Total Paid FTE</b>     | <b>84.7%</b>  |                 |             |             |              |              | <b>15.3%</b>  |               | <b>100.0%</b> |
| Private                        | 85.4%         |                 |             |             |              |              | 14.6%         |               | 100.0%        |
| Public                         | 83.9%         |                 |             |             |              |              | 16.1%         |               | 100.0%        |

\* Prior to AY 2011-2012 "full-time" faculty and "part-time" faculty were designated as such by schools, regardless of FTE. Beginning in AY 2011-2012, faculty are grouped as 1.0 FTE or less than 1.0 FTE.



## Unpaid Faculty Head Count and Days Per Year Contribution

Table #15 of 15

| School ID                     | # Faculty <12 Days | # Faculty 12-24 Days | # Faculty 25-48 Days | # Faculty 49-96 Days | # Faculty 97-144 Days | # Faculty 145-192 Days | # Faculty >192 Days | Grand Total Unpaid Faculty |
|-------------------------------|--------------------|----------------------|----------------------|----------------------|-----------------------|------------------------|---------------------|----------------------------|
| AZCOPT                        | 0                  | 0                    | 0                    | 0                    | 0                     | 0                      | 103                 | 103                        |
| IAUPR                         | 0                  | 4                    | 8                    | 18                   | 14                    | 5                      | 3                   | 52                         |
| ICO                           | 0                  | 0                    | 0                    | 57                   | 67                    | 78                     | 89                  | 291                        |
| IUSO                          | 5                  | 0                    | 0                    | 2                    | 0                     | 4                      | 68                  | 79                         |
| MCO                           | 0                  | 0                    | 10                   | 9                    | 10                    | 8                      | 43                  | 80                         |
| MCPHS                         | 0                  | 0                    | 0                    | 0                    | 0                     | 0                      | 0                   | 0                          |
| NECO                          | 0                  | 8                    | 6                    | 35                   | 7                     | 18                     | 240                 | 314                        |
| NOVA                          | 24                 | 9                    | 3                    | 17                   | 0                     | 12                     | 108                 | 173                        |
| NSUOCO                        | 0                  | 0                    | 0                    | 19                   | 0                     | 0                      | 20                  | 39                         |
| OSU                           | 0                  | 0                    | 0                    | 0                    | 0                     | 0                      | 241                 | 241                        |
| PUCO                          | 16                 | 32                   | 33                   | 29                   | 53                    | 87                     | 70                  | 320                        |
| Salus/PCO                     | 0                  | 0                    | 0                    | 103                  | 40                    | 21                     | 48                  | 212                        |
| SCCOMBKU                      | 0                  | 0                    | 0                    | 0                    | 0                     | 0                      | 25                  | 25                         |
| SCO                           | 0                  | 0                    | 0                    | 0                    | 0                     | 0                      | 0                   | 0                          |
| SUNY                          | 0                  | 0                    | 0                    | 8                    | 12                    | 12                     | 44                  | 76                         |
| UABSO                         | 0                  | 0                    | 27                   | 0                    | 0                     | 0                      | 0                   | 27                         |
| UCB                           | 0                  | 0                    | 0                    | 1                    | 0                     | 2                      | 30                  | 33                         |
| UHCO                          | 0                  | 0                    | 0                    | 0                    | 0                     | 0                      | 100                 | 100                        |
| UIWRSO                        | 0                  | 0                    | 0                    | 0                    | 0                     | 0                      | 45                  | 45                         |
| UMSL                          | 0                  | 0                    | 41                   | 6                    | 5                     | 8                      | 37                  | 97                         |
| WUCO                          | 22                 | 14                   | 5                    | 33                   | 30                    | 21                     | 28                  | 153                        |
| <b>Total</b>                  | <b>67</b>          | <b>67</b>            | <b>133</b>           | <b>337</b>           | <b>238</b>            | <b>276</b>             | <b>1342</b>         | <b>2460</b>                |
| Private                       | 62                 | 67                   | 55                   | 292                  | 211                   | 242                    | 759                 | 1688                       |
| Public                        | 5                  | 0                    | 78                   | 45                   | 27                    | 34                     | 583                 | 772                        |
| <b>% Total Unpaid Faculty</b> | <b>2.7%</b>        | <b>2.7%</b>          | <b>5.4%</b>          | <b>13.7%</b>         | <b>9.7%</b>           | <b>11.2%</b>           | <b>54.6%</b>        | <b>100.0%</b>              |
| Private                       | 3.7%               | 4.0%                 | 3.3%                 | 17.3%                | 12.5%                 | 14.3%                  | 45.0%               | 100.0%                     |
| Public                        | 0.6%               | 0.0%                 | 10.1%                | 5.8%                 | 3.5%                  | 4.4%                   | 75.5%               | 100.0%                     |

All data reported is as of October 1, 2015.