



# **2025 Matriculating Optometry Student Survey Report**

**November 2025**

## Association of Schools and Colleges of Optometry Matriculating Optometry Student Survey 2025

### Member School Abbreviations

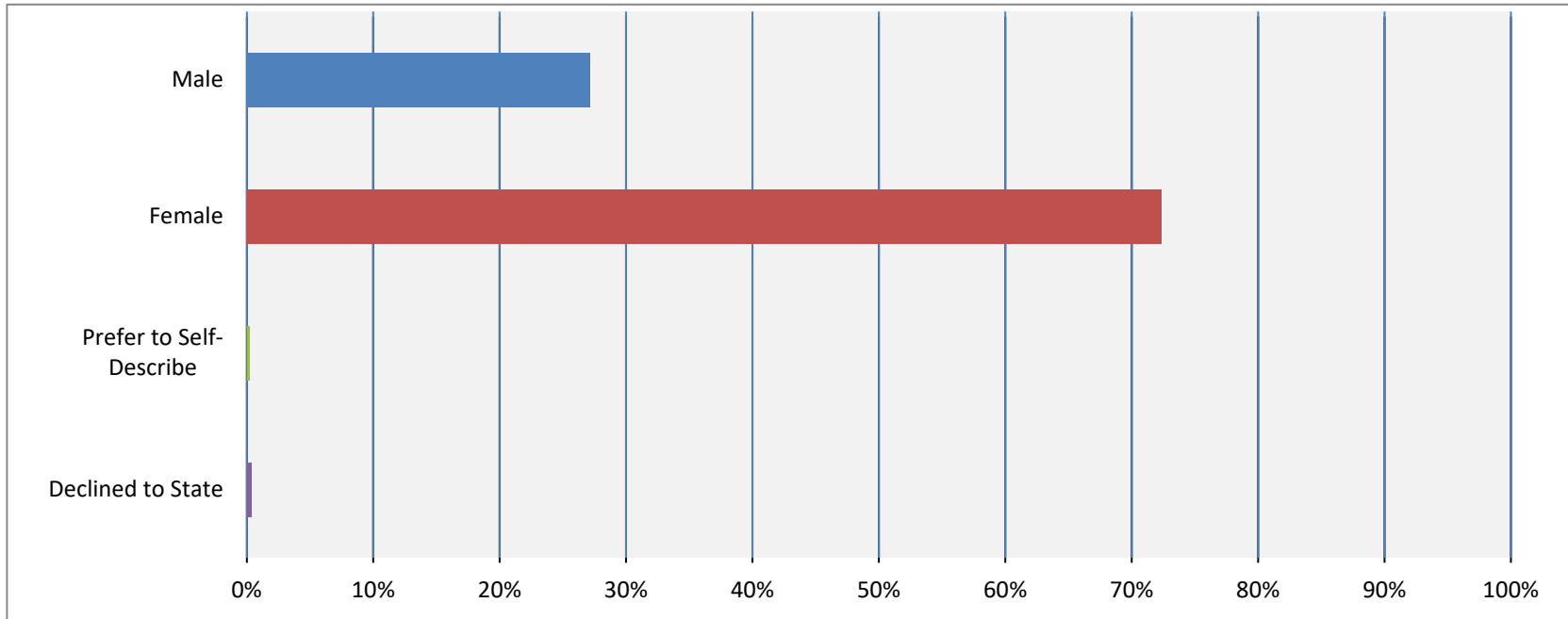
AZCOPT	Arizona College of Optometry, Midwestern University
CCO	Chicago College of Optometry, Midwestern University
IAUPR	Inter American University of Puerto Rico, School of Optometry
ICO	Illinois College of Optometry
IUSO	Indiana University, School of Optometry
KYCO	University of Pikeville, Kentucky College of Optometry
MCO	Michigan College of Optometry at Ferris State University
MCPHS	Massachusetts College of Pharmacy and Health Sciences, School of Optometry
NECO	New England College of Optometry
NOVA	Nova Southeastern University, College of Optometry
NSUOCO	Northeastern State University - Oklahoma College of Optometry
OSU	The Ohio State University, College of Optometry
PCO/Drexel	Pennsylvania College of Optometry, Drexel University, Elkins Park Campus
PUCO	Pacific University, College of Optometry
RMUCOM	Rocky Mountain University of Health Professions, College of Optometric Medicine
SCCOMBKU	Southern California College of Optometry at Marshall B. Ketchum University
SCO	Southern College of Optometry
SUNY	State University of New York, College of Optometry
UABSO	University of Alabama at Birmingham, School of Optometry
UCB	University of California, Berkeley, Herbert Wertheim School of Optometry and Vision Science
UDMSO	University of Detroit Mercy School of Optometry
UHCO	University of Houston, College of Optometry
UIWRSO	University of the Incarnate Word, Rosenberg School of Optometry
UMSL	University of Missouri at St. Louis, College of Optometry
WUCO	Western University of Health Sciences, College of Optometry

# Matriculating Optometry Student Survey 2025

Association of Schools and Colleges of Optometry

## Q1 Gender

Answered: 896  
Skipped: 2



Answer Choices	2025		2024
Male	243	27.12%	30.08%
Female	648	72.32%	69.55%
Prefer to Self-Describe	2	0.22%	0.12%
Decline to State	3	0.33%	0.24%
<b>TOTAL</b>	<b>896</b>		

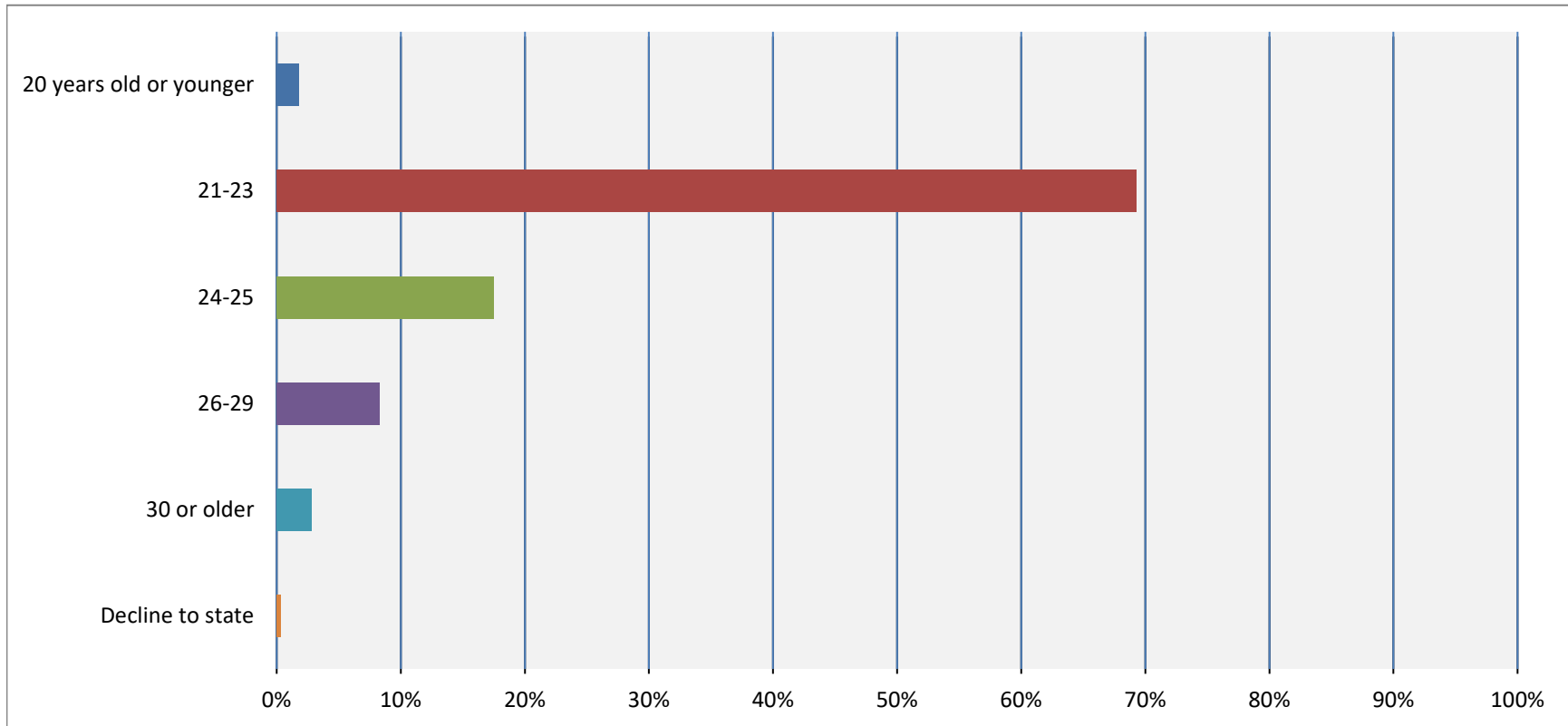
# Matriculating Optometry Student Survey 2025

Association of Schools and Colleges of Optometry

## Q2 Age

Answered: 893

Skipped: 5



Answer Choices	2025		2024
20 years old or younger	16	1.79%	1.93%
21-23	619	69.32%	64.05%
24-25	156	17.47%	20.02%
26-29	74	8.29%	10.49%
30 or older	25	2.80%	3.38%
Decline to state	3	0.34%	0.12%
<b>Total</b>	<b>893</b>		

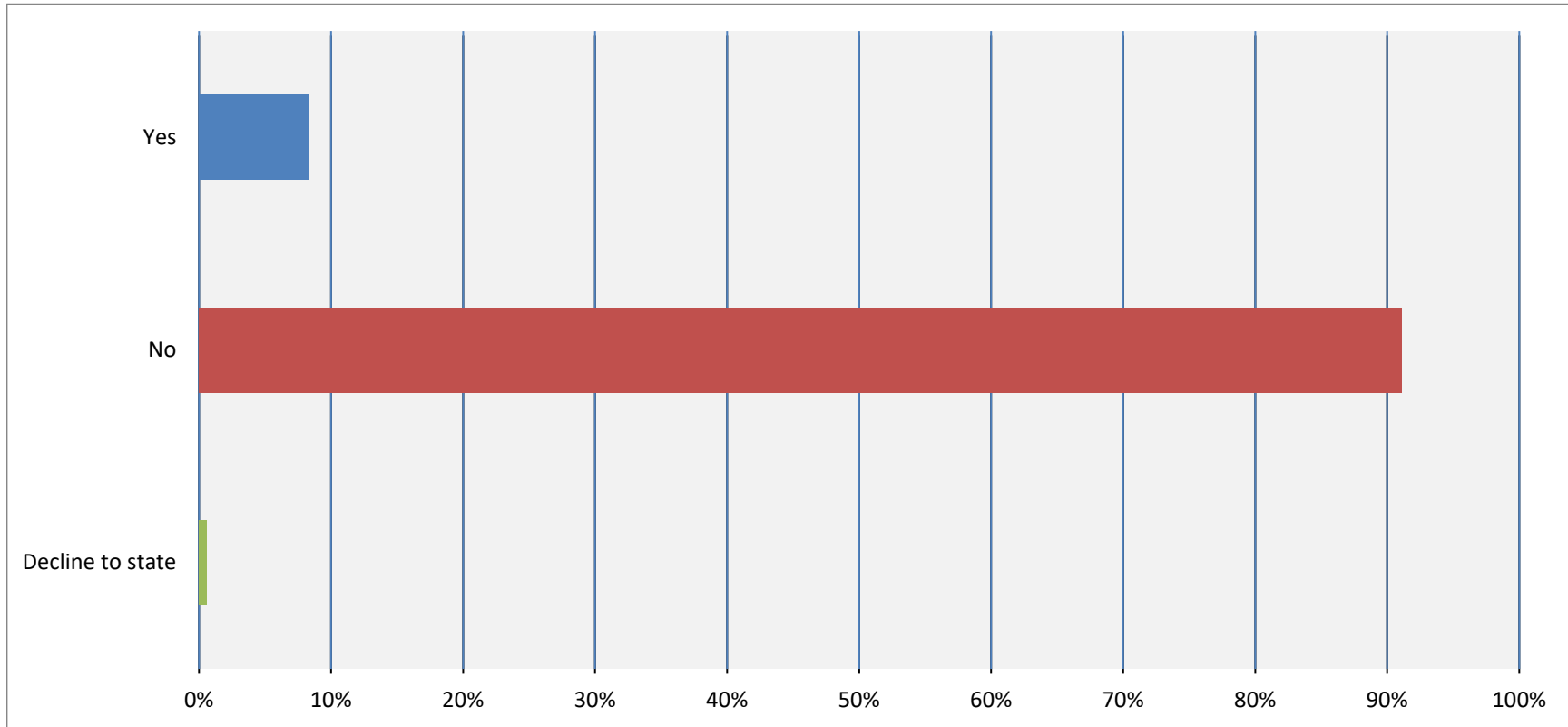
# Matriculating Optometry Student Survey 2025

Association of Schools and Colleges of Optometry

## Q3 Are you Hispanic or Latino?

Answered: 888

Skipped: 10



Answer Choices	2025		2024
Yes	<b>74</b>	<b>8.33%</b>	11.38%
No	<b>809</b>	<b>91.10%</b>	88.26%
Decline to state	<b>5</b>	<b>0.56%</b>	0.36%
<b>Total</b>	<b>888</b>		

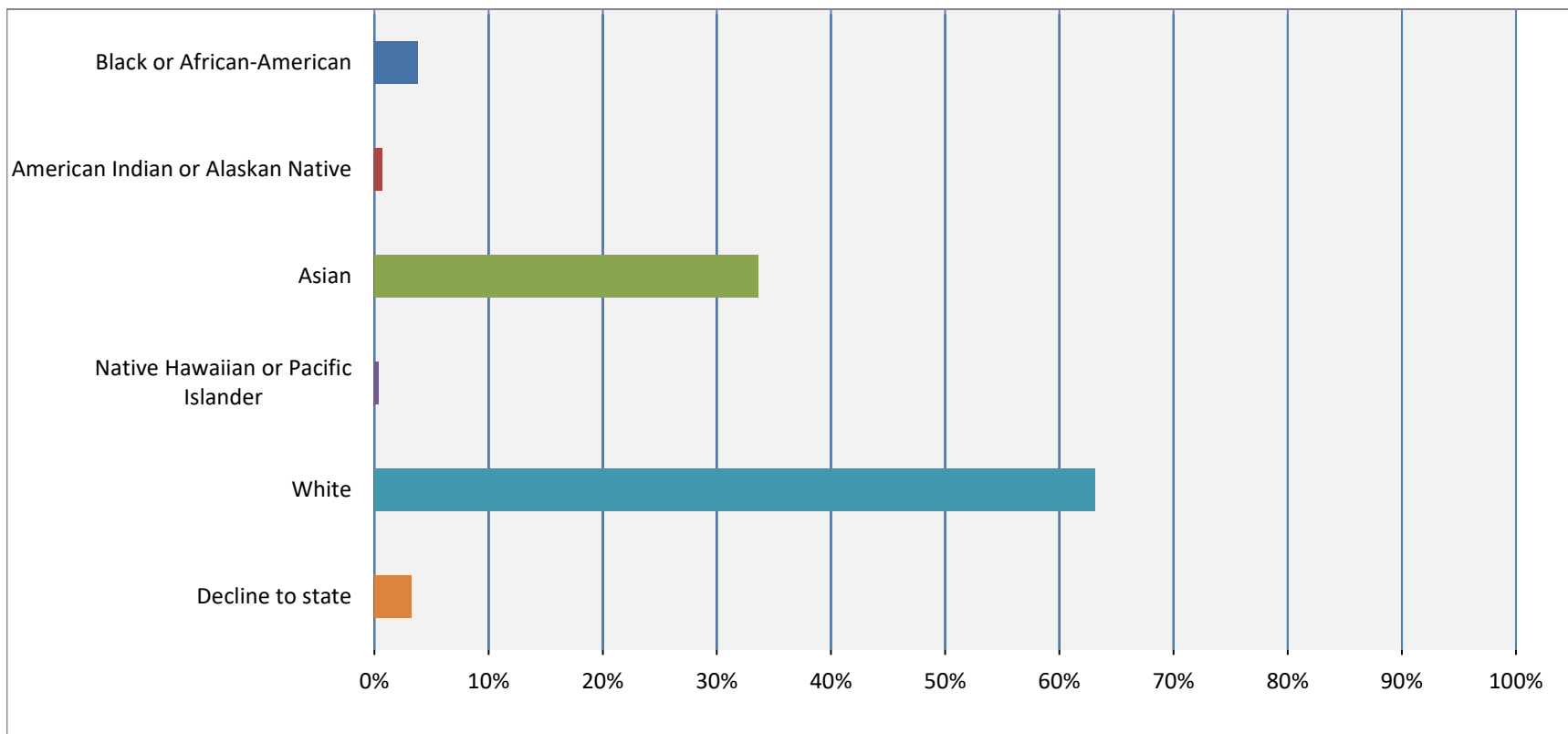
# Matriculating Optometry Student Survey 2025

Association of Schools and Colleges of Optometry

## Q4 Which of the following best describes your race? (Please mark one or more races.)

Answered: 886

Skipped: 12



Answer Choices	2025		2024
Black or African-American	34	3.84%	4.45%
American Indian or Alaskan Native	6	0.68%	1.80%
Asian	298	33.63%	30.41%
Native Hawaiian or Pacific Islander	3	0.34%	0.00%
White	559	63.09%	62.62%
Decline to state	29	3.27%	3.85%
<b>Total Respondents: 886</b>	(Respondents may choose more than one race)		

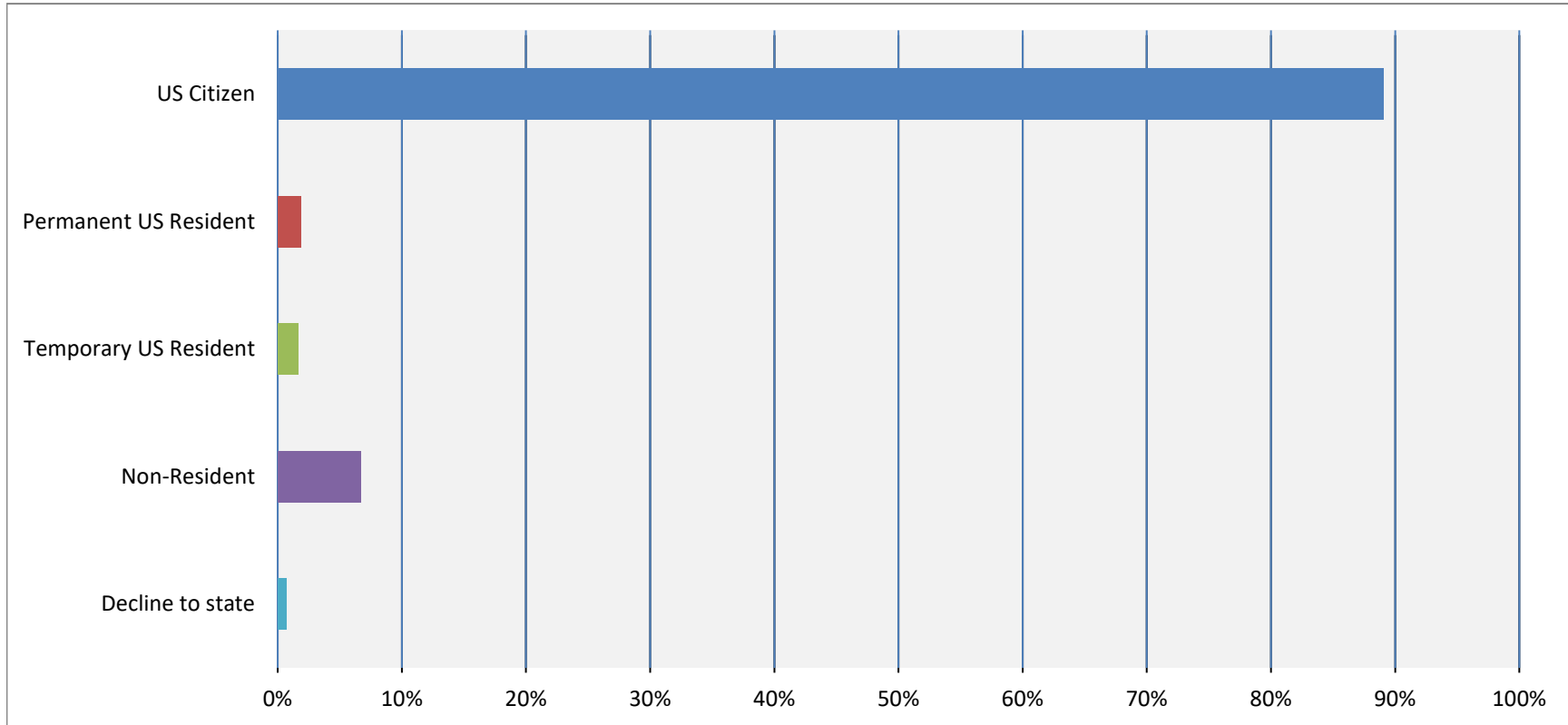
# Matriculating Optometry Student Survey 2025

Association of Schools and Colleges of Optometry

## Q5 What is your US citizenship status?

Answered: 895

Skipped: 3



Answer Choices	2025		2024
US Citizen	<b>797</b>	<b>89.05%</b>	89.04%
Permanent US Resident	<b>17</b>	<b>1.90%</b>	1.69%
Temporary US Resident	<b>15</b>	<b>1.68%</b>	1.33%
Non-Resident	<b>60</b>	<b>6.70%</b>	7.71%
Decline to state	<b>6</b>	<b>0.67%</b>	0.24%
<b>Total</b>	<b>895</b>		

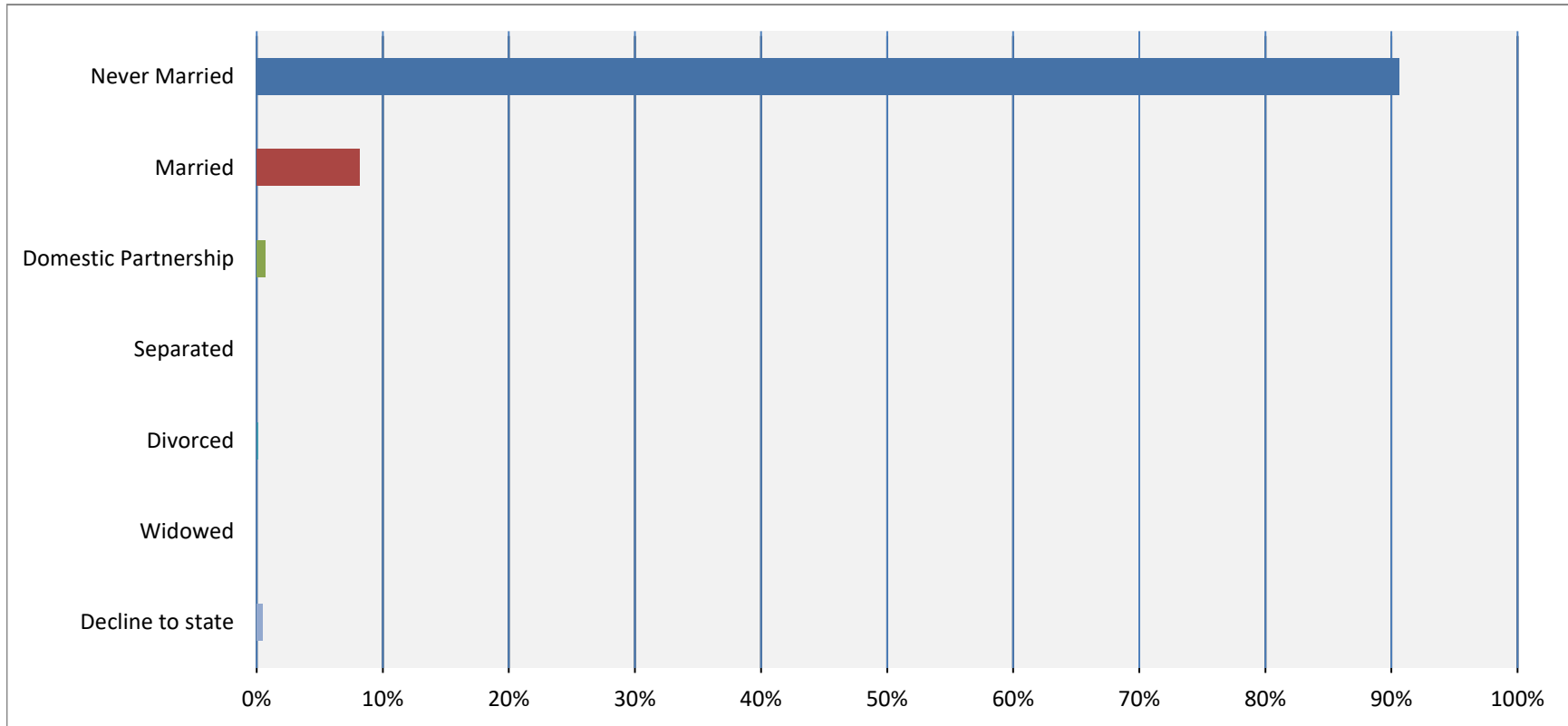
# Matriculating Optometry Student Survey 2025

Association of Schools and Colleges of Optometry

## Q6 What is your marital status?

Answered: 894

Skipped: 4



Answer Choices	2025		2024
Never Married	810	90.60%	87.70%
Married	73	8.17%	10.62%
Domestic Partnership	6	0.67%	0.97%
Separated	0	0.00%	0.00%
Divorced	1	0.11%	0.24%
Widowed	0	0.00%	0.00%
Decline to state	4	0.45%	0.48%
<b>Total</b>	<b>894</b>		

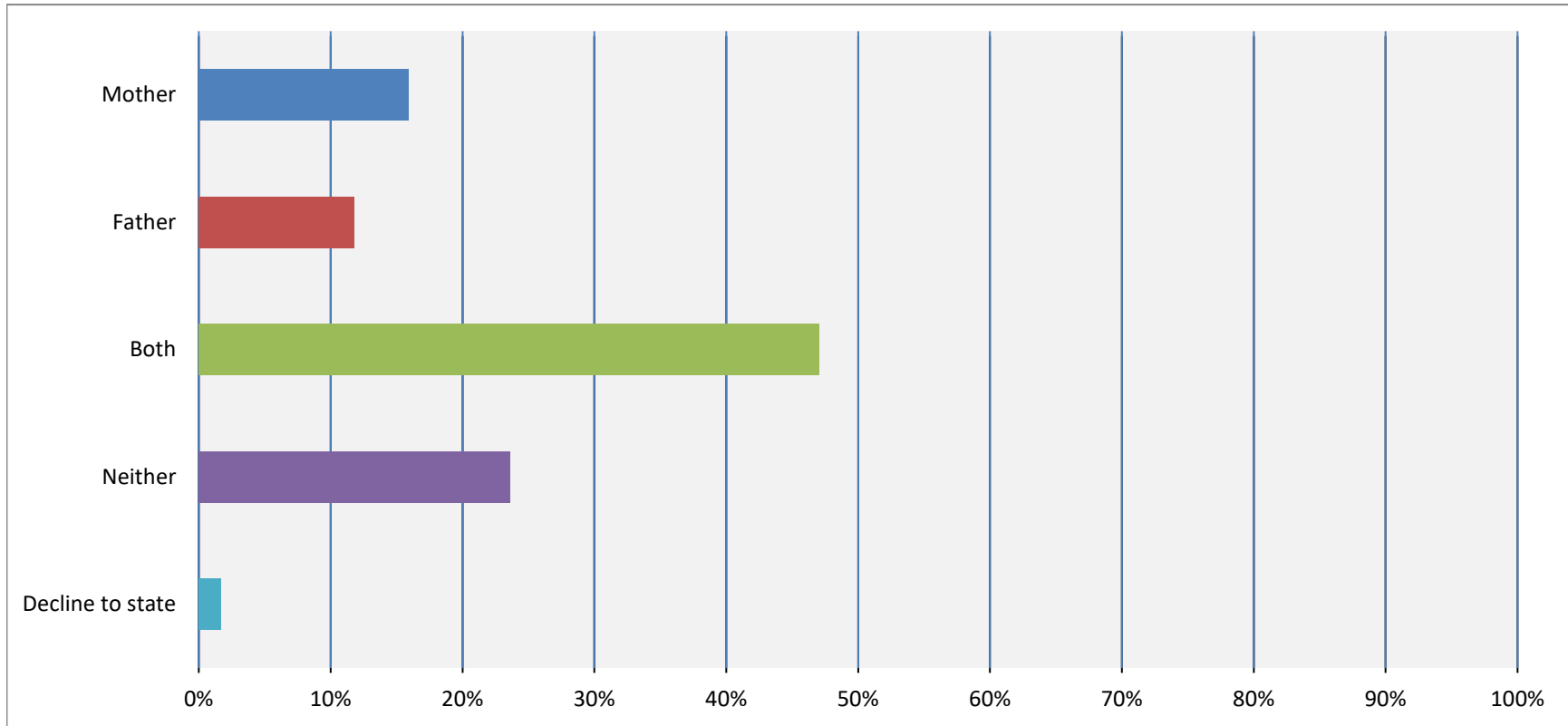
# Matriculating Optometry Student Survey 2025

Association of Schools and Colleges of Optometry

## Q7 Which of your parents completed a 4-year degree?

Answered: 893

Skipped: 5



Answer Choices	2025		2024
Mother	142	15.90%	12.95%
Father	105	11.76%	12.23%
Both	420	47.03%	48.55%
Neither	211	23.63%	25.79%
Decline to state	15	1.68%	0.48%
<b>Total</b>	<b>893</b>		

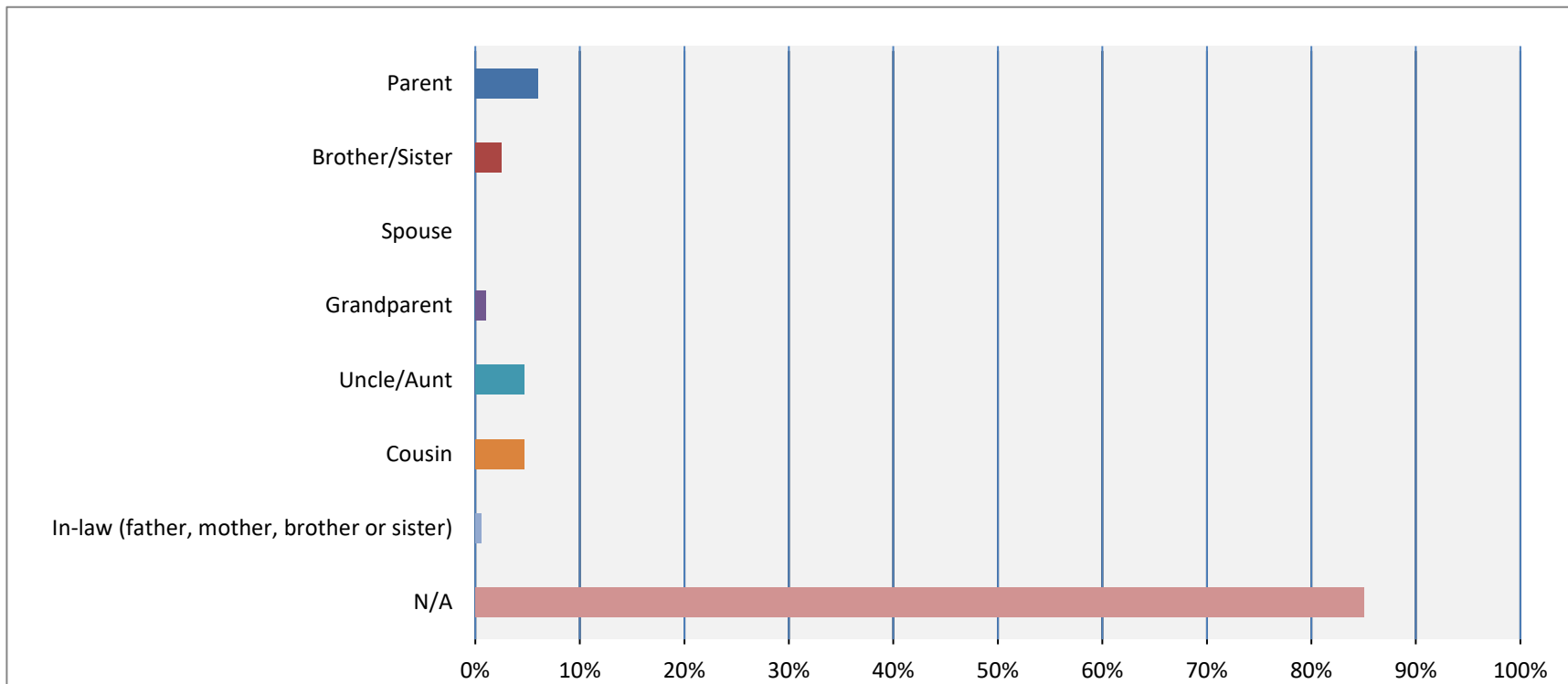
# Matriculating Optometry Student Survey 2025

Association of Schools and Colleges of Optometry

## Q8 Do you have any relatives who are optometrists? (Check all that apply.)

Answered: 880

Skipped: 18



Answer Choices	2025	2024
Parent	53	6.02%
Brother/Sister	22	2.50%
Spouse	0	0.00%
Grandparent	9	1.02%
Uncle/Aunt	41	4.66%
Cousin	41	4.66%
In-law (father, mother, brother or sister)	5	0.57%
N/A	748	85.00%
<b>Total Respondents: 880</b>	(Respondents may choose more than one relative)	

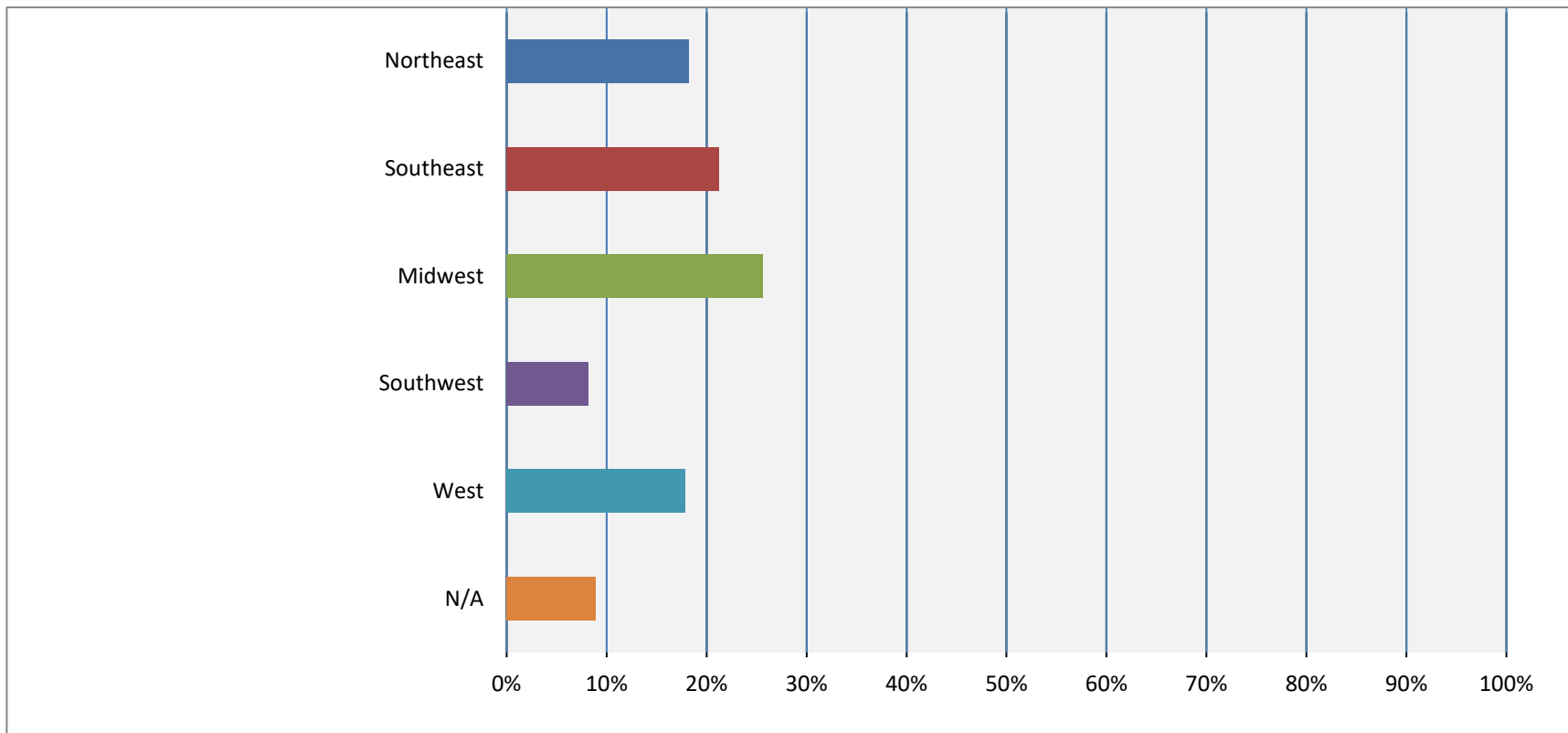
# Matriculating Optometry Student Survey 2025

Association of Schools and Colleges of Optometry

## Q9 Which region of the United States do you consider to be your permanent residence?

Answered: 890

Skipped: 8



Answer Choices	2025		2024
Northeast	162	18.20%	16.38%
Southeast	189	21.24%	23.79%
Midwest	228	25.62%	22.33%
Southwest	73	8.20%	9.71%
West	159	17.87%	17.84%
N/A	79	8.88%	9.95%
<b>Total</b>	<b>890</b>		

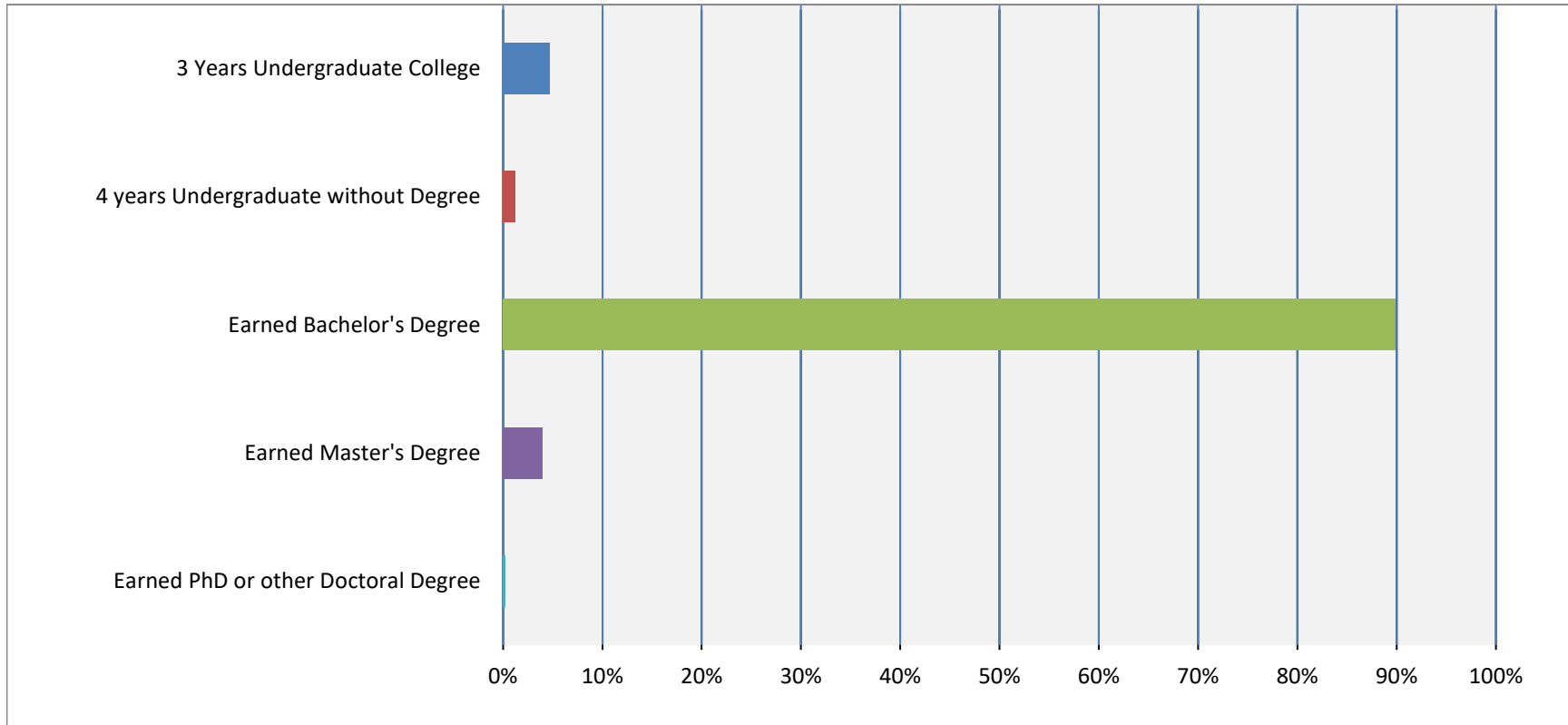
# Matriculating Optometry Student Survey 2025

Association of Schools and Colleges of Optometry

## Q10 What is your highest level of education?

Answered: 897

Skipped: 1



Answer Choices	2025		2024
3 Years Undergraduate College	42	4.68%	4.83%
4 years Undergraduate without Degree	11	1.23%	0.97%
Earned Bachelor's Degree	806	89.86%	90.11%
Earned Master's Degree	36	4.01%	3.62%
Earned PhD or other Doctoral Degree	2	0.22%	0.48%
<b>Total</b>	<b>897</b>		

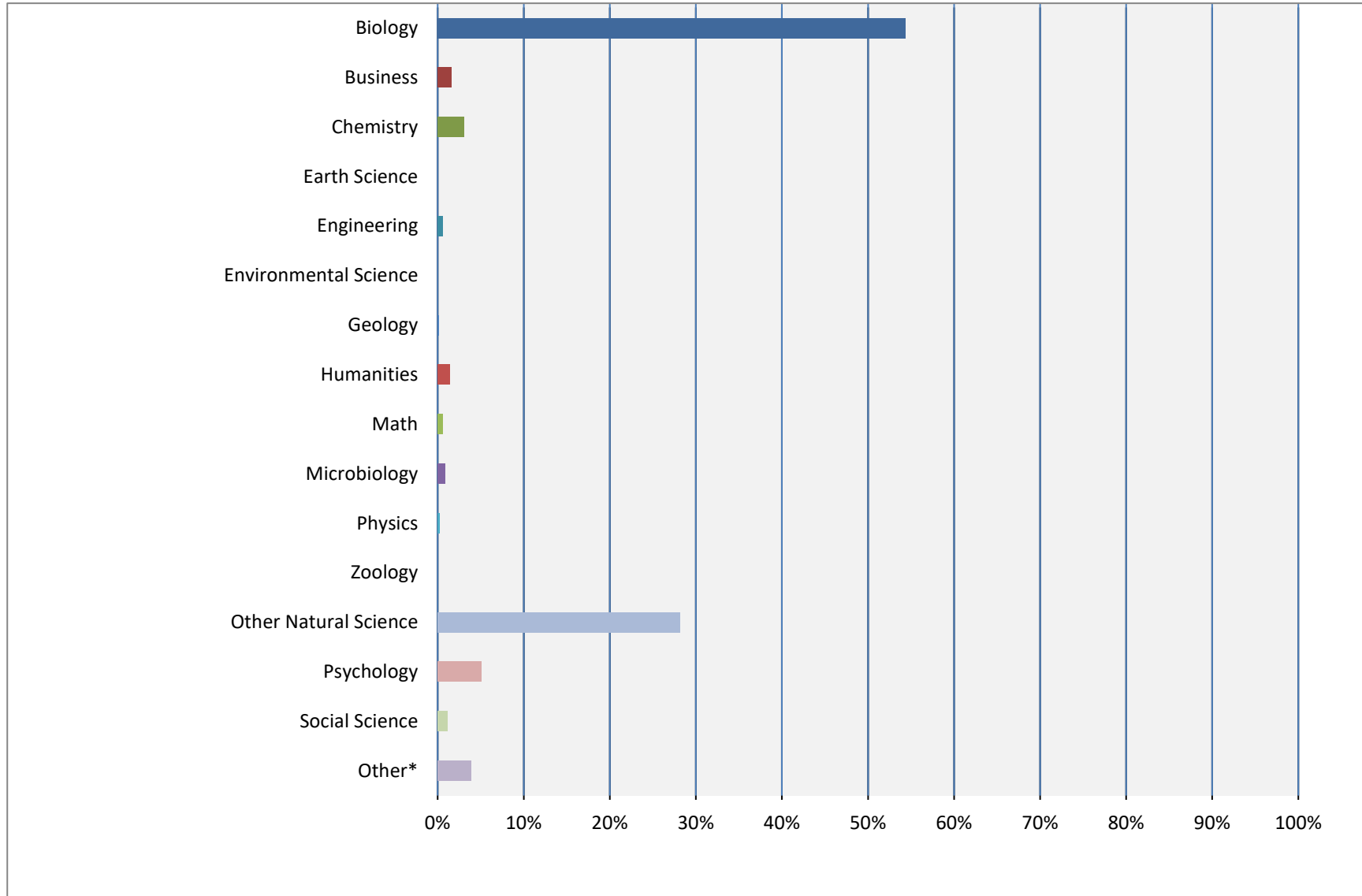
# Matriculating Optometry Student Survey 2025

Association of Schools and Colleges of Optometry

## Q11 What was your college major?

Answered: 891

Skipped: 7



(continued)

# Matriculating Optometry Student Survey 2025

Association of Schools and Colleges of Optometry

## Q11 What was your college major?

Answered: 891

Skipped: 7

(continued from previous page)

Answer Choices	2025		2024
Biology	484	54.32%	52.42%
Business	14	1.57%	0.97%
Chemistry	27	3.03%	3.39%
Earth Science	0	0.00%	0.12%
Engineering	5	0.56%	1.82%
Environmental Science	0	0.00%	0.24%
Geology	1	0.11%	0.12%
Humanities	13	1.46%	1.45%
Math	5	0.56%	0.48%
Microbiology	8	0.90%	2.06%
Physics	2	0.22%	0.12%
Zoology	0	0.00%	0.12%
Other Natural Science	251	28.17%	43.70%
Psychology	45	5.05%	4.00%
Social Science	10	1.12%	1.09%
Other*	35	3.93%	2.91%
<b>Total Respondents:</b>	<b>891</b>		(Some respondents provided more than one major.)

\*Other majors included Public Health (24), Interdisciplinary/Multidisciplinary/General Studies (4), Allied Health (3), Health Promotion (1), Health Administration (1), Aviation (1), Preprofessional Studies (1).

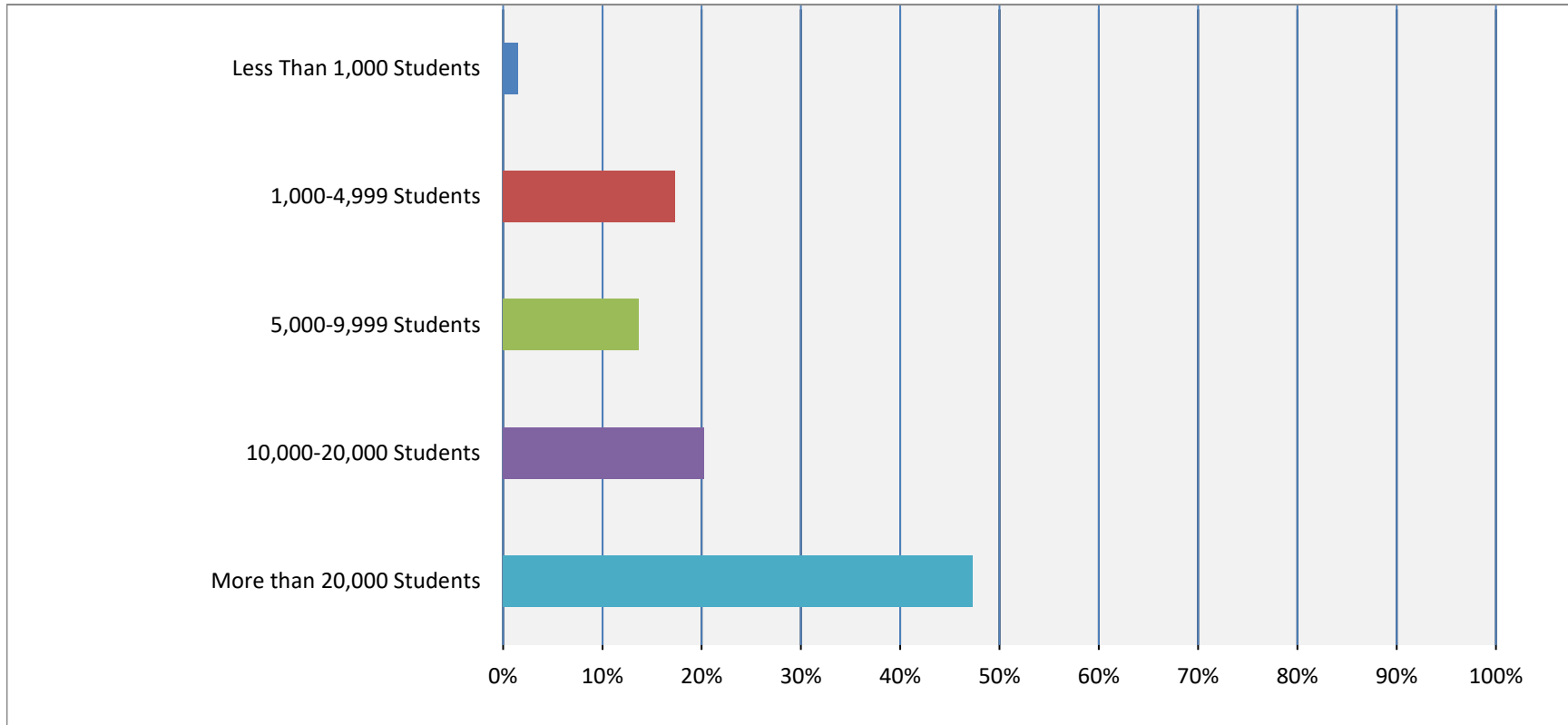
# Matriculating Optometry Student Survey 2025

Association of Schools and Colleges of Optometry

## Q12 What was the approximate size of your undergraduate institution?

Answered: 888

Skipped: 10



Answer Choices	2025		2024
Less Than 1,000 Students	<b>13</b>	<b>1.46%</b>	1.21%
1,000-4,999 Students	<b>154</b>	<b>17.34%</b>	19.13%
5,000-9,999 Students	<b>121</b>	<b>13.63%</b>	11.86%
10,000-20,000 Students	<b>180</b>	<b>20.27%</b>	18.40%
More than 20,000 Students	<b>420</b>	<b>47.30%</b>	49.39%
<b>Total</b>	<b>888</b>		

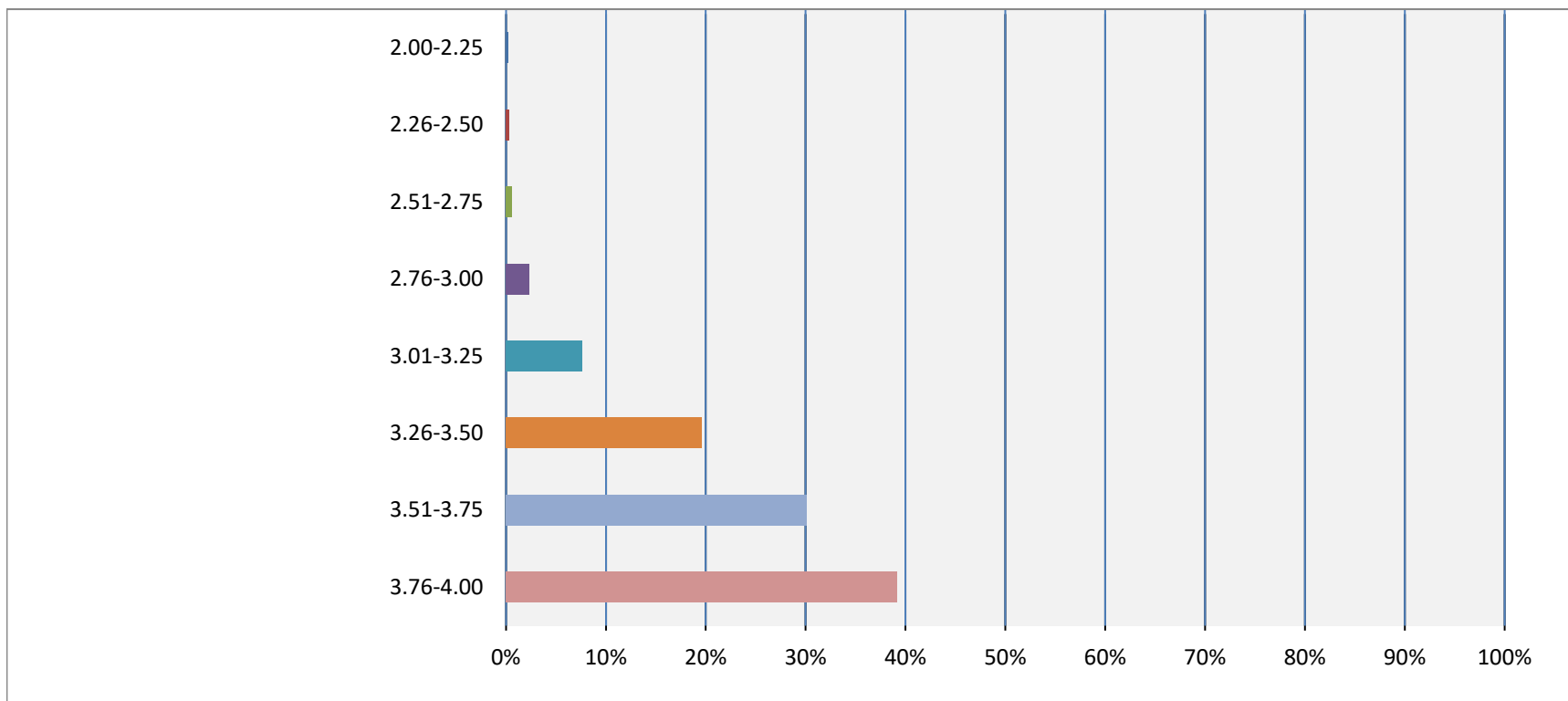
# Matriculating Optometry Student Survey 2025

Association of Schools and Colleges of Optometry

## Q13 What was your cumulative undergraduate grade point average?

Answered: 892

Skipped: 6



Answer Choices	2025	2024
2.00-2.25	2	0.12%
2.26-2.50	3	0.00%
2.51-2.75	5	1.33%
2.76-3.00	21	3.40%
3.01-3.25	68	9.22%
3.26-3.50	175	18.20%
3.51-3.75	269	27.91%
3.76-4.00	349	39.81%
<b>Total</b>	<b>892</b>	

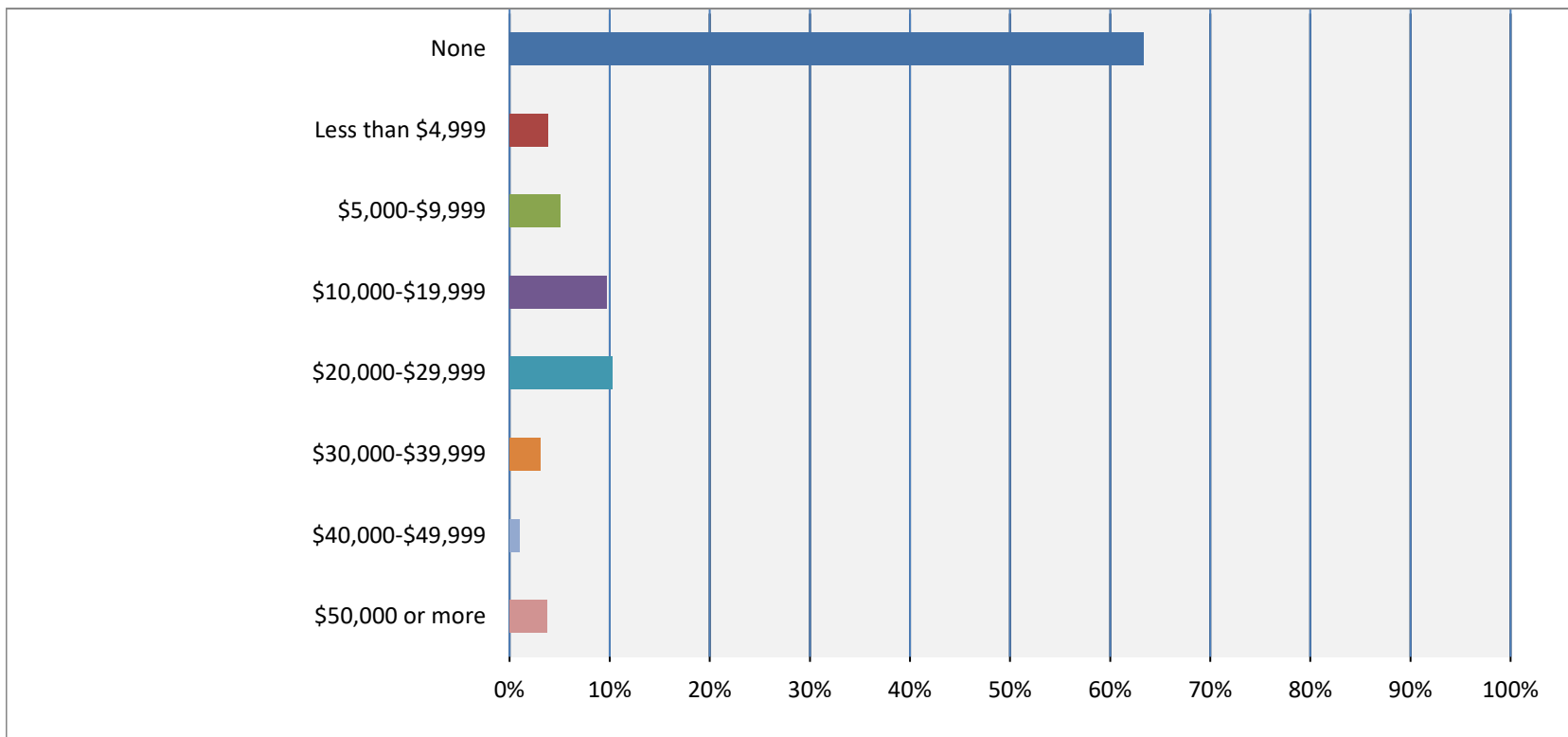
# Matriculating Optometry Student Survey 2025

Association of Schools and Colleges of Optometry

## Q14 What is your undergraduate indebtedness level?

Answered: 877

Skipped: 21



Answer Choices	2025		2024
None	555	63.28%	66.30%
Less than \$4,999	34	3.88%	3.43%
\$5,000-\$9,999	44	5.02%	5.15%
\$10,000-\$19,999	85	9.69%	7.48%
\$20,000-\$29,999	90	10.26%	9.19%
\$30,000-\$39,999	27	3.08%	2.45%
\$40,000-\$49,999	9	1.03%	2.21%
\$50,000 or more	33	3.76%	3.80%
<b>Total</b>	<b>877</b>		

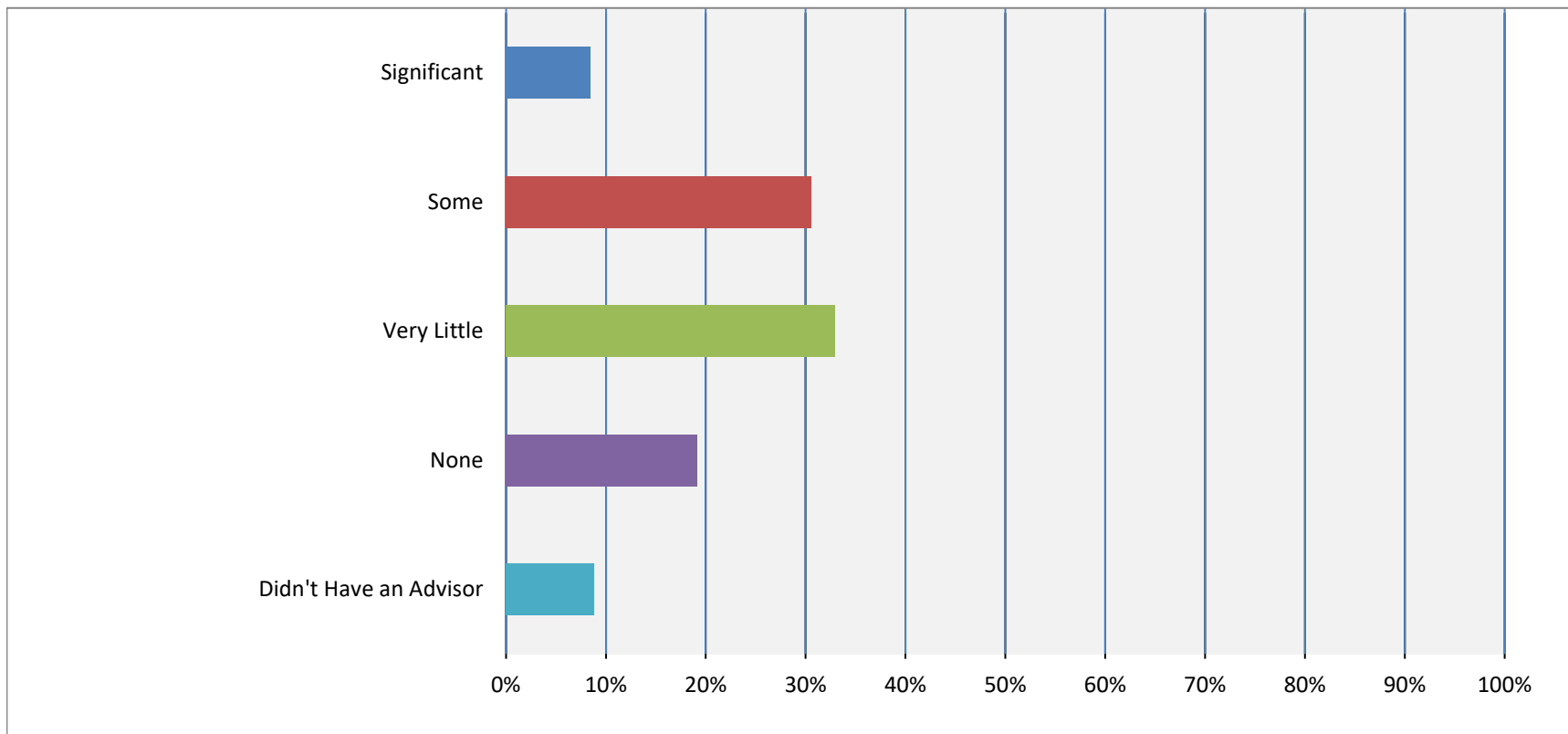
# Matriculating Optometry Student Survey 2025

Association of Schools and Colleges of Optometry

## Q15 How much assistance did you receive from your health professions advisor at your undergraduate institution?

Answered: 895

Skipped: 3



Answer Choices	2025		2024
Significant	76	8.49%	7.38%
Some	274	30.61%	32.65%
Very Little	295	32.96%	31.32%
None	171	19.11%	18.98%
Didn't Have an Advisor	79	8.83%	9.67%
<b>Total</b>	<b>895</b>		

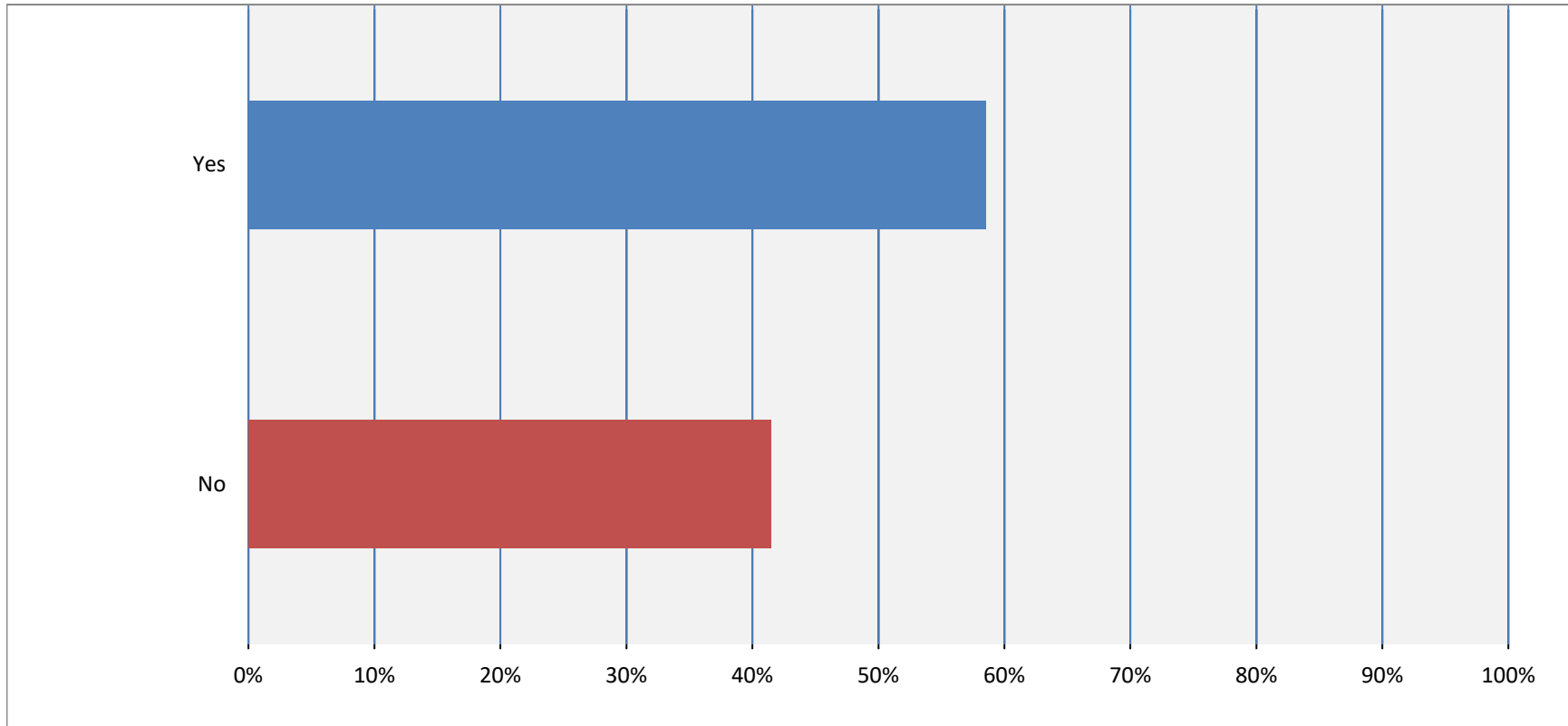
# Matriculating Optometry Student Survey 2025

Association of Schools and Colleges of Optometry

**Q16 At your undergraduate campus, did you belong to a pre-optometry club, pre-health club, or pre-med club?**

Answered: 897

Skipped: 1



Answer Choices	2025		2024
Yes	525	58.53%	57.06%
No	372	41.47%	42.94%
<b>Total</b>	<b>897</b>		

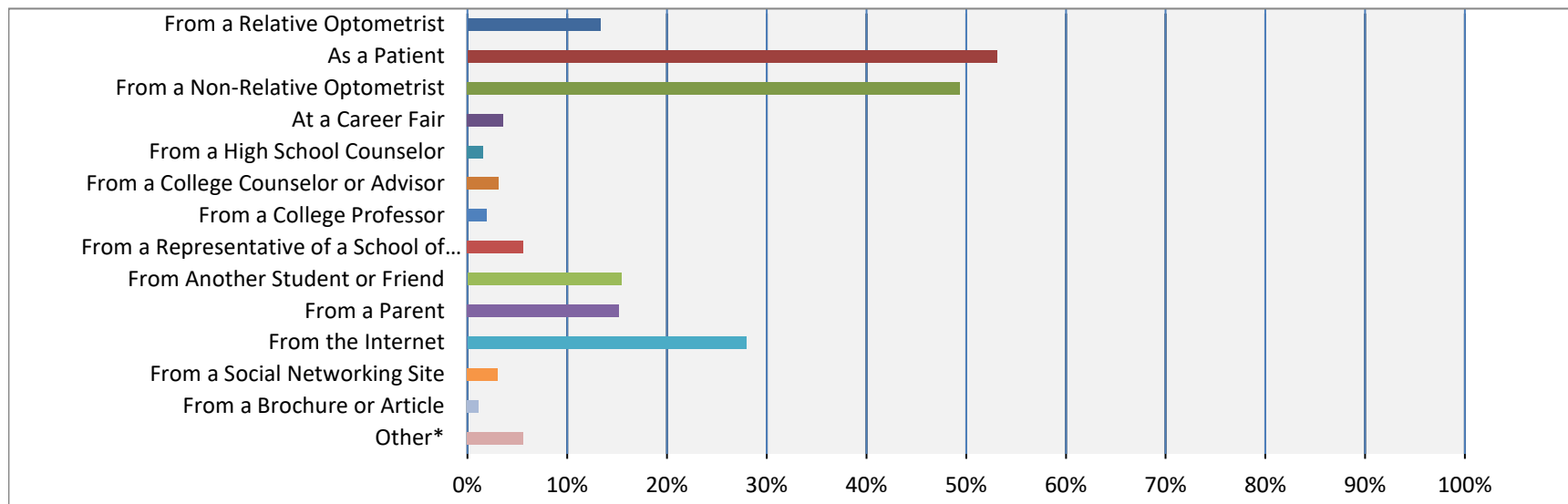
# Matriculating Optometry Student Survey 2025

Association of Schools and Colleges of Optometry

## Q17 How did you learn about the profession of optometry? (Check all that apply.)

Answered: 895

Skipped: 3



Answer Choices	2025	2024	
From a Relative Optometrist	119	13.30%	11.47%
As a Patient	475	53.07%	53.02%
From a Non-Relative Optometrist	442	49.39%	51.21%
At a Career Fair	32	3.58%	2.54%
From a High School Counselor	14	1.56%	2.42%
From a College Counselor or Advisor	28	3.13%	2.29%
From a College Professor	17	1.90%	2.29%
From a Representative of a School of Optometry	50	5.59%	5.92%
From Another Student or Friend	138	15.42%	14.37%
From a Parent	136	15.20%	15.82%
From the Internet	250	27.93%	26.81%
From a Social Networking Site	27	3.02%	1.57%
From a Brochure or Article	10	1.12%	0.97%
Other*	50	5.59%	6.40%
<b>Total Respondents 895</b>	(Respondents may choose more than one source)		

\*see listing on following page

# Matriculating Optometry Student Survey 2025

Association of Schools and Colleges of Optometry

**Q17 (continued) How did you learn about the profession of optometry? (Check all that apply.)**

Other	# Responses
Applying to jobs	1
Family friend	2
Family Member (other than parent)	4
Family working in medical industry	1
From a chiropractor	1
From an ophthalmologist	1
High school teacher/class in high school	3
Internship	1
Medical assistant program	1
Medical mission trip	1
Orbis	1
Pre-optometry club	1
Relative physician not an optometrist	1
Relative was an optician	1
Researching	1
Self	2
Shadowing	1
SHPEP	1
Volunteering	1
Worked in an optometry office/clinic	3
Worked with optometrists and ophthalmologists in a private clinic	1
Working	8
Working as an ophthalmic technician/assistant	3
Working as an optician	2
Working as research assitant to ophthalmologist	1
Working at a lasik clinic	1
Working in a clinic	1
Working in a hospital	1
Working in a hospital	1
Working in an ophthalmology clinic	1
Working in optical sales	1

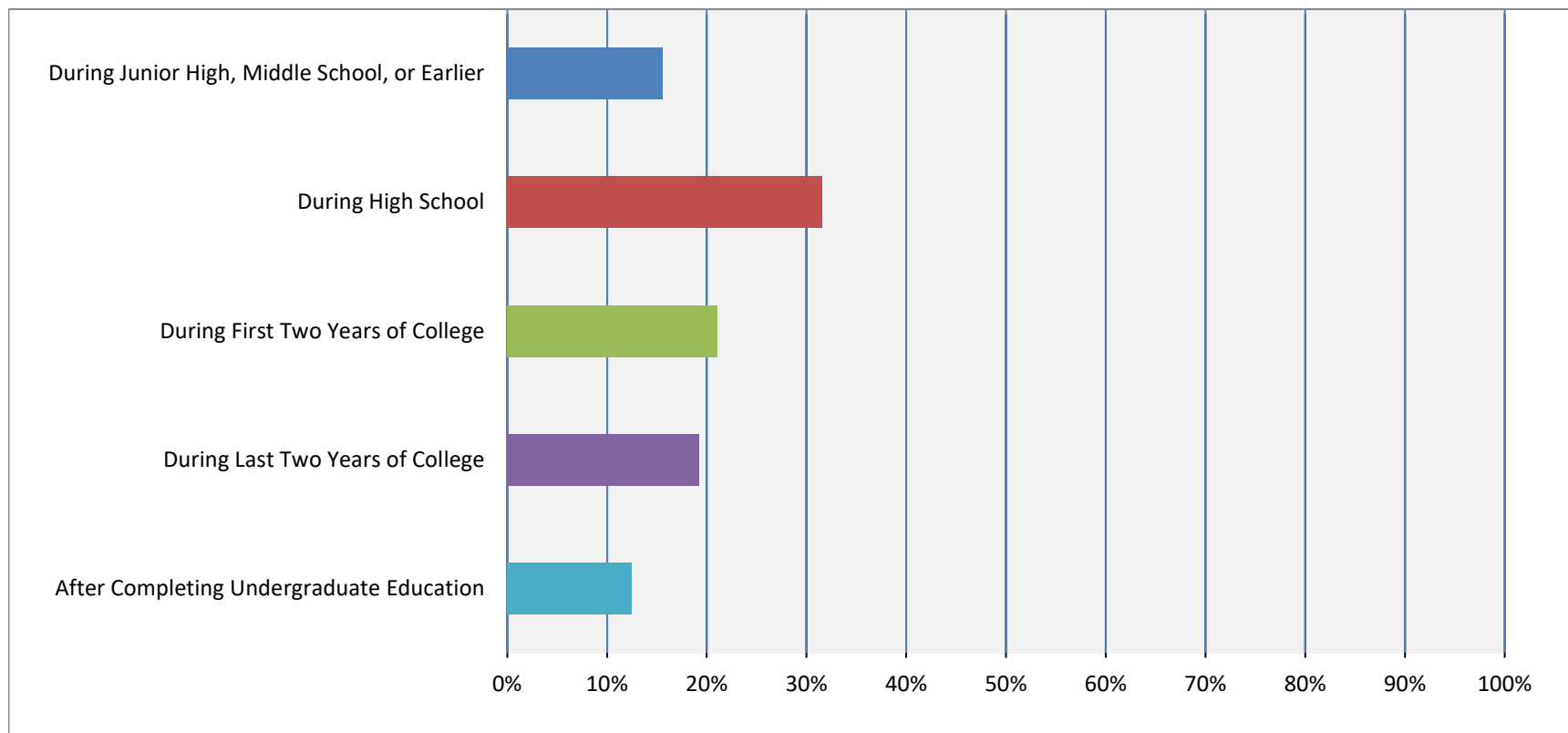
# Matriculating Optometry Student Survey 2025

Association of Schools and Colleges of Optometry

## Q18 When did you first think about optometry as a potential career? (Please check one.)

Answered: 892

Skipped: 6



Answer Choices	2025		2024
During Junior High, Middle School, or Earlier	139	15.58%	14.27%
During High School	282	31.61%	28.78%
During First Two Years of College	188	21.08%	22.73%
During Last Two Years of College	172	19.28%	19.47%
After Completing Undergraduate Education	111	12.44%	14.75%
<b>Total</b>	<b>892</b>		

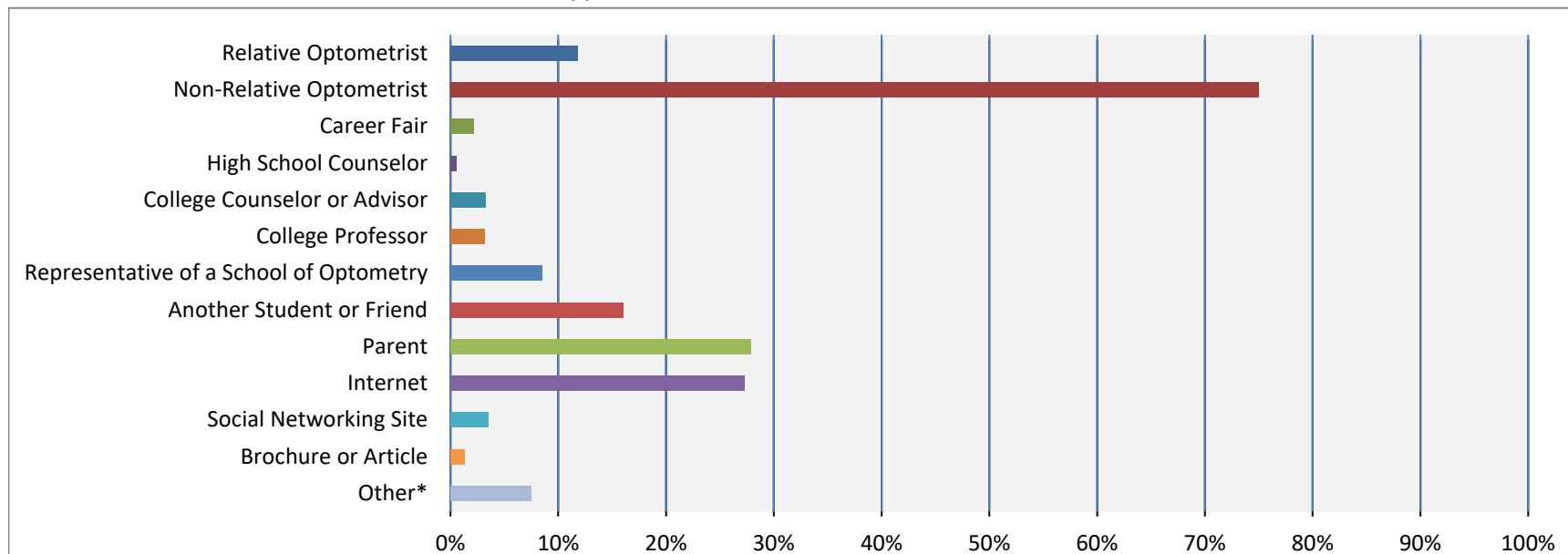
# Matriculating Optometry Student Survey 2025

Association of Schools and Colleges of Optometry

## Q19 Who or what influenced your decision about optometry as a potential career for you? (Check all that apply.)

Answered: 891

Skipped: 7



Answer Choices	2025	2024
Relative Optometrist	105	11.78%
Non-Relative Optometrist	668	74.97%
Career Fair	19	2.13%
High School Counselor	5	0.56%
College Counselor or Advisor	29	3.25%
College Professor	28	3.14%
Representative of a School of Optometry	76	8.53%
Another Student or Friend	143	16.05%
Parent	248	27.83%
Internet	243	27.27%
Social Networking Site	31	3.48%
Brochure or Article	12	1.35%
Other*	67	7.52%
<b>Total Respondents 891</b>	(Respondents may choose more than one influence)	

\*see listing on following page

## Matriculating Optometry Student Survey 2025

Association of Schools and Colleges of Optometry

**Q19 (continued) Who or what influenced your decision about optometry as a potential career for you? (Check all that apply.)**

Other	# Responses
Chiropractor	1
Completing my Masters	1
Experience as a patient	7
Extern	1
Family history of eye problems	1
Family member (other than parent)	12
High school teacher	1
IU Optometry summer program	1
Medical doctor	1
Mission	1
My dentist	1
My students	1
Myself/Personal Experience	5
Ophthalmologist I worked with	1
Physics and anatomy classes	1
Preoptometry Club	1
SEE at CCO	1
SHPEP	2
SUNY EyeCARE Camp	1
Work experience	7
Working in optical sales	1
Working with optometrist/optometry patients/shadowing	18

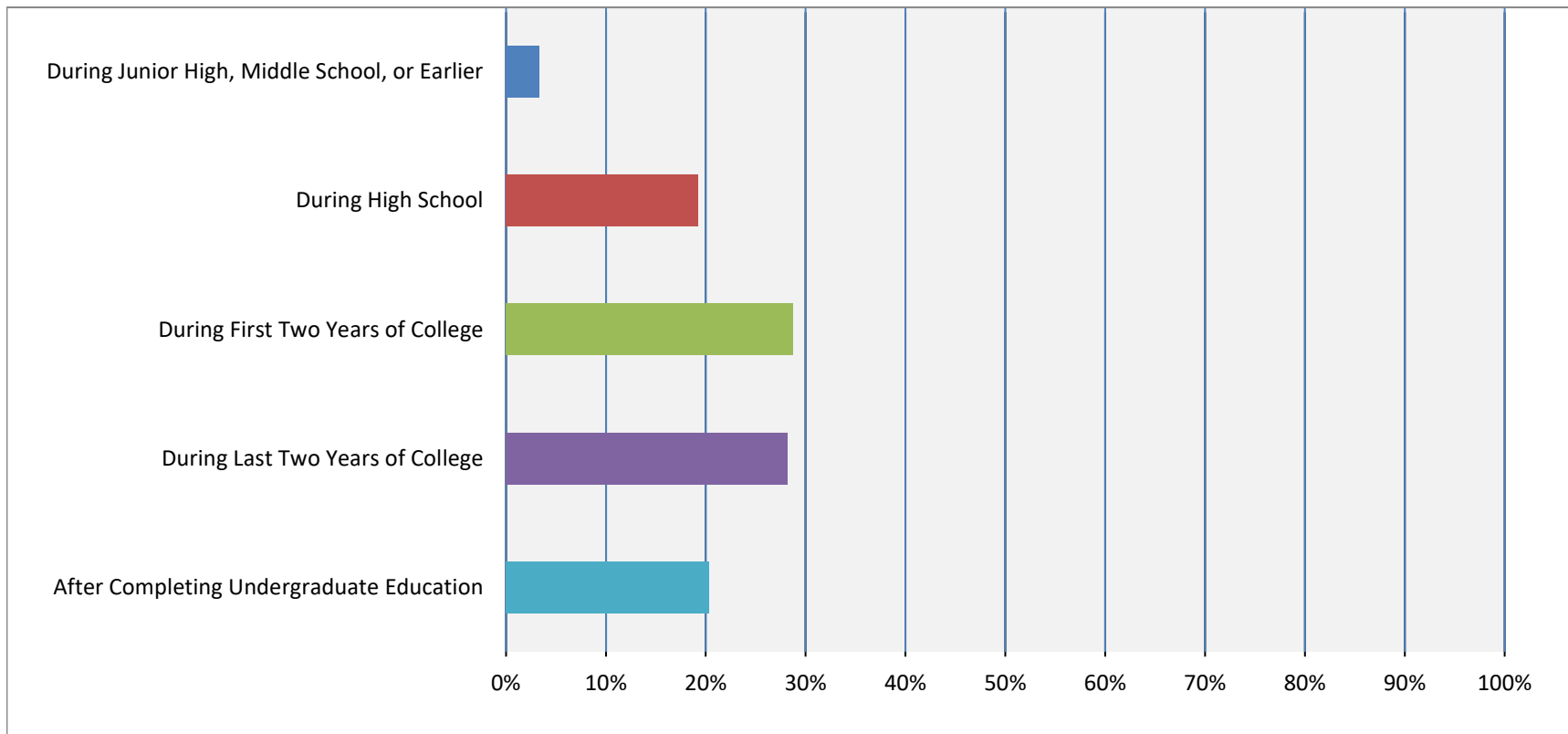
# Matriculating Optometry Student Survey 2025

Association of Schools and Colleges of Optometry

**Q20 When did you finally decide that you definitely wanted to pursue optometry? (Please check one.)**

Answered: 893

Skipped: 5



Answer Choices	2025		2024
During Junior High, Middle School, or Earlier	30	3.36%	4.12%
During High School	172	19.26%	18.28%
During First Two Years of College	257	28.78%	24.21%
During Last Two Years of College	252	28.22%	30.99%
After Completing Undergraduate Education	182	20.38%	22.40%
<b>Total</b>	<b>893</b>		

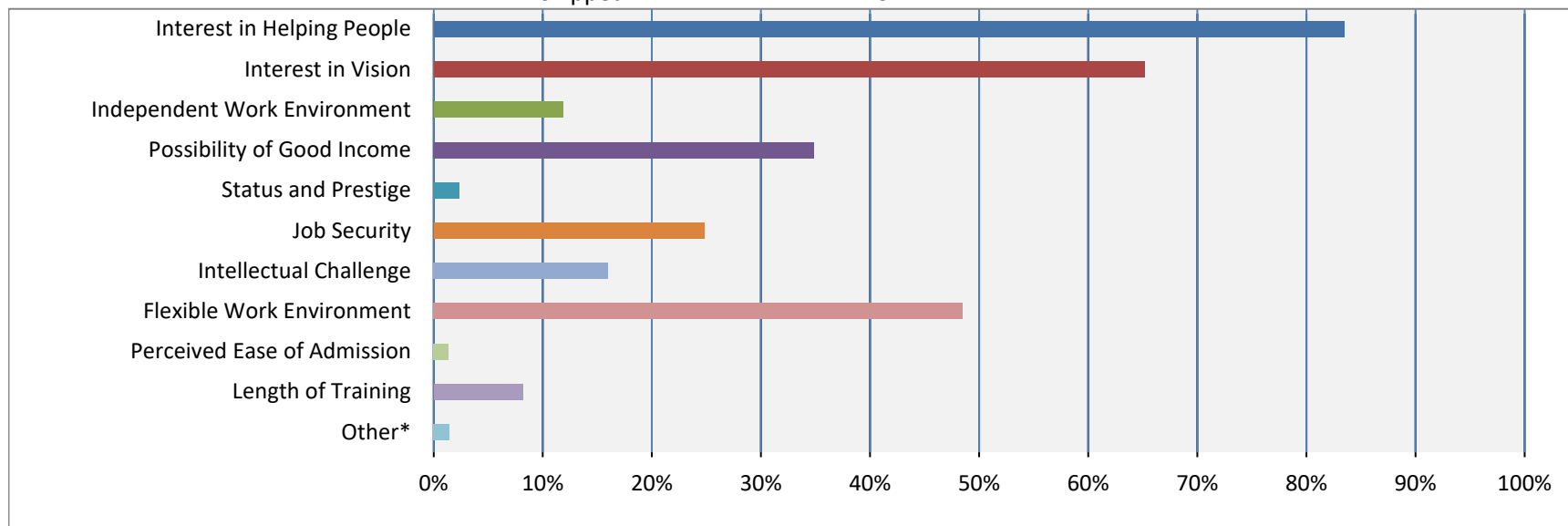
# Matriculating Optometry Student Survey 2025

Association of Schools and Colleges of Optometry

**Q21 Of the following considerations, which top three reasons summarize your reasons for choosing optometry?**

Answered: 895

Skipped: 3



Answer Choices	2025	2024
Interest in Helping People	747	83.46%
Interest in Vision	583	65.14%
Independent Work Environment	106	11.84%
Possibility of Good Income	312	34.86%
Status and Prestige	21	2.35%
Job Security	222	24.80%
Intellectual Challenge	143	15.98%
Flexible Work Environment	434	48.49%
Perceived Ease of Admission	12	1.34%
Length of Training	73	8.16%
Other*	13	1.45%
<b>Total Respondents 895</b>	<b>(Respondents may choose more than one reason)</b>	

\*"Other" good work/life/family balance (5), patient education and empowerment (1), creating an atmosphere where patients feel welcome and excited to improve their vision needs(1), providing preventative care(1), providing medical care(1), family history of eye problems (1) interest in helping people with keratoconus (1), want to do research (1), ability to determine other health conditions (1).

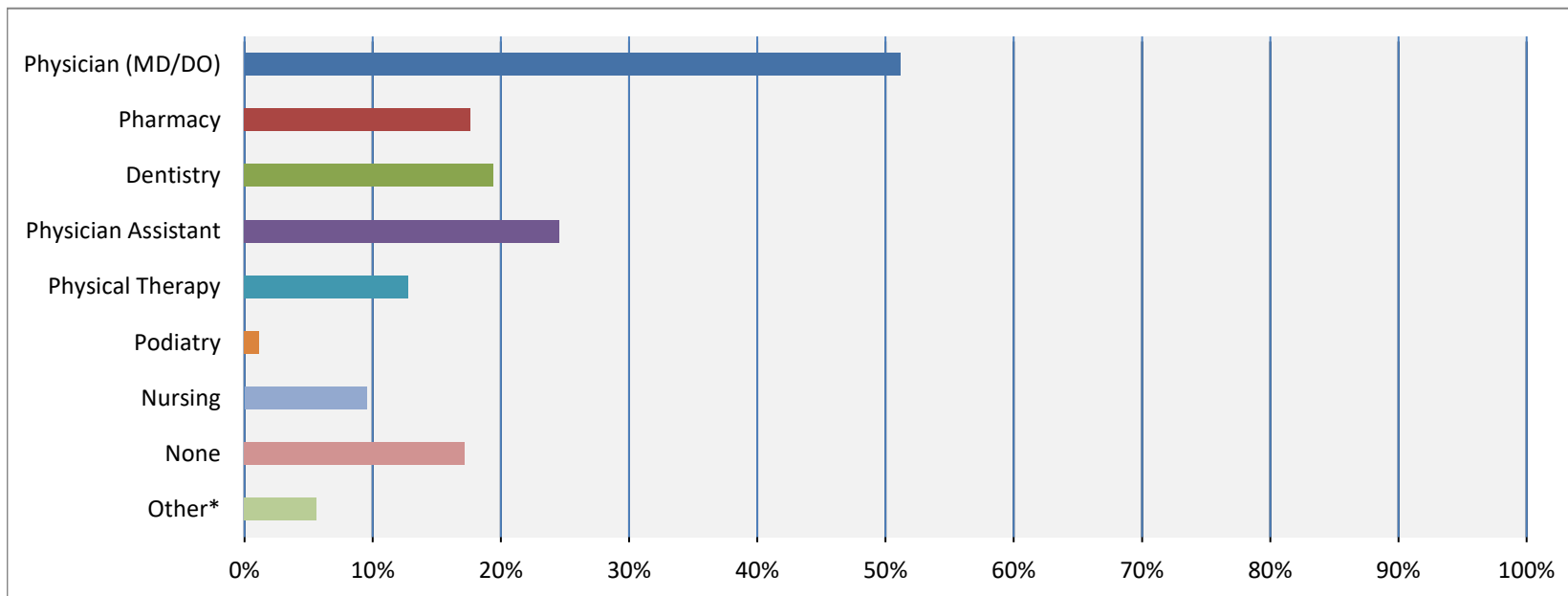
# Matriculating Optometry Student Survey 2025

Association of Schools and Colleges of Optometry

## Q22 What health professions did you consider other than optometry? (Check all that apply.)

Answered: 892

Skipped: 6



Answer Choices	2025		2024
Physician (MD/DO)	456	51.12%	52.23%
Pharmacy	157	17.60%	18.29%
Dentistry	173	19.39%	22.74%
Physician Assistant	219	24.55%	22.02%
Physical Therapy	114	12.78%	11.79%
Podiatry	10	1.12%	1.32%
Nursing	85	9.53%	7.34%
None	153	17.15%	17.81%
Other*	50	5.61%	3.97%
<b>Total Respondents 892</b>	<b>(Respondents may choose more than one profession)</b>		

\*see listing on following page

# Matriculating Optometry Student Survey 2025

Association of Schools and Colleges of Optometry

**Q22 (continued) What health professions did you consider other than optometry? (Check all that apply.)**

Other	# Responses
Anesthesiologist Assistant	2
Athletic Trainer	1
Cardiothoracic Perfusionist	1
Chiropractic	4
Clinical Scientist	1
Cyotech	1
Genetic Counselor/Clinician	5
Labaratory Technician/Scientist	2
Licensed Clinical Social Worker	1
Naturopathic Doctor	2
Nutrition and Dietetics	3
Occupational Therapist	7
Paramedic	1
Perfusionist	2
PhD	3
Prosthetist	1
Psychology/Neuropsychology	2
Research/Academia	2
Speech-Language Pathology	3
Veterinary Medicine	2
X-Ray Technician/Radiology	4

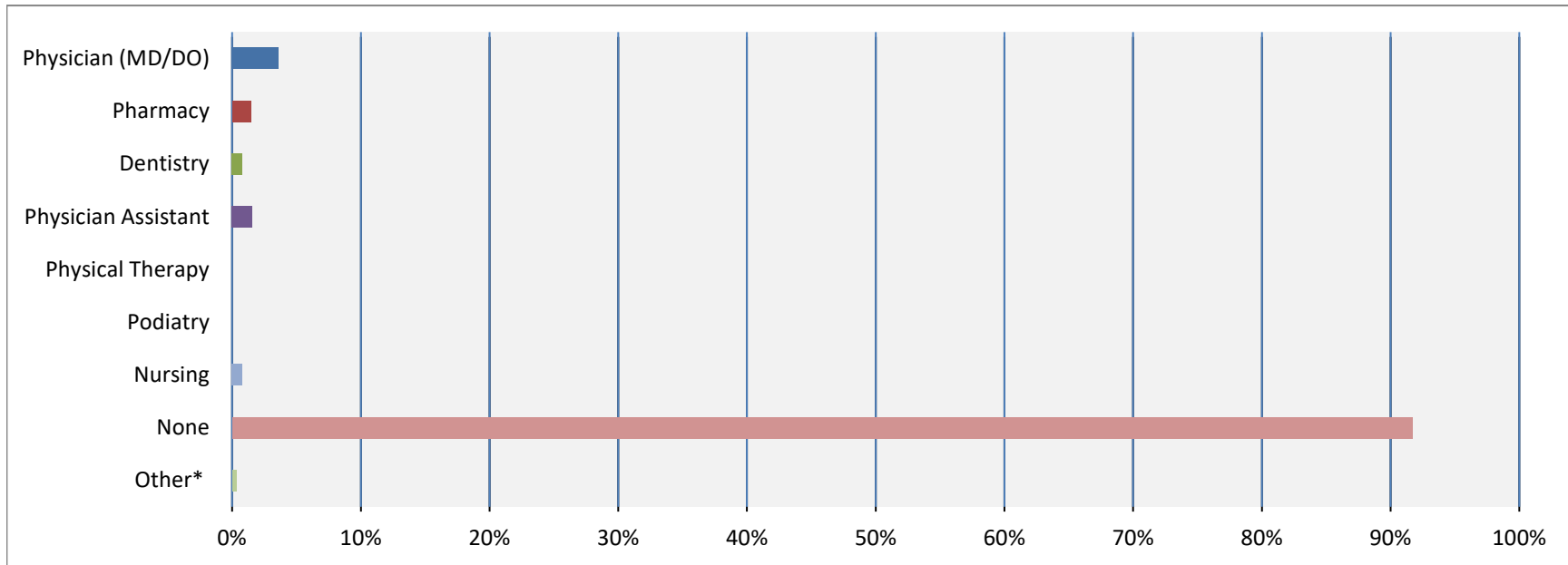
# Matriculating Optometry Student Survey 2024

Association of Schools and Colleges of Optometry

## Q23 Did you apply to any other health professions? (Check all that apply.)

Answered: 889

Skipped: 9



Answer Choices	2025	2024
Physician (MD/DO)	32	3.60%
Pharmacy	13	1.46%
Dentistry	7	0.79%
Physician Assistant	14	1.57%
Physical Therapy	0	0.00%
Podiatry	0	0.00%
Nursing	7	0.79%
None	815	91.68%
Other*	3	0.34%
<b>Total Respondents 889</b>	<b>(Respondents may choose more than one profession)</b>	

\*"Other" includes Naturopathy, Perfusionist and PhD

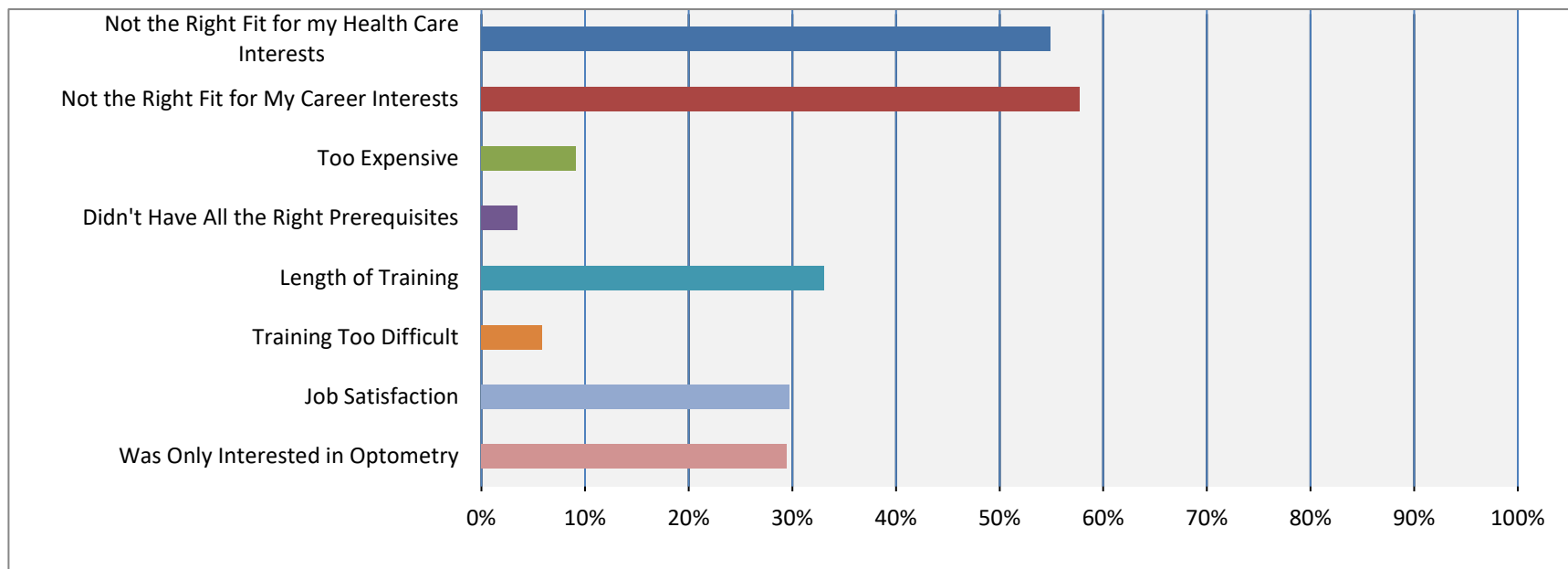
# Matriculating Optometry Student Survey 2025

Association of Schools and Colleges of Optometry

## Q24 Why didn't you choose another health profession as your future career? (Check all that apply.)

Answered: 892

Skipped: 6



Answer Choices	2025	2024
Not the Right Fit for my Health Care Interests	490	52.78%
Not the Right Fit for My Career Interests	515	57.37%
Too Expensive	81	7.25%
Didn't Have All the Right Prerequisites	31	4.23%
Length of Training	295	30.68%
Training Too Difficult	52	6.28%
Job Satisfaction	265	31.88%
Was Only Interested in Optometry	263	30.56%
<b>Total Respondents 892</b>	<b>(Respondents may choose more than one reason)</b>	

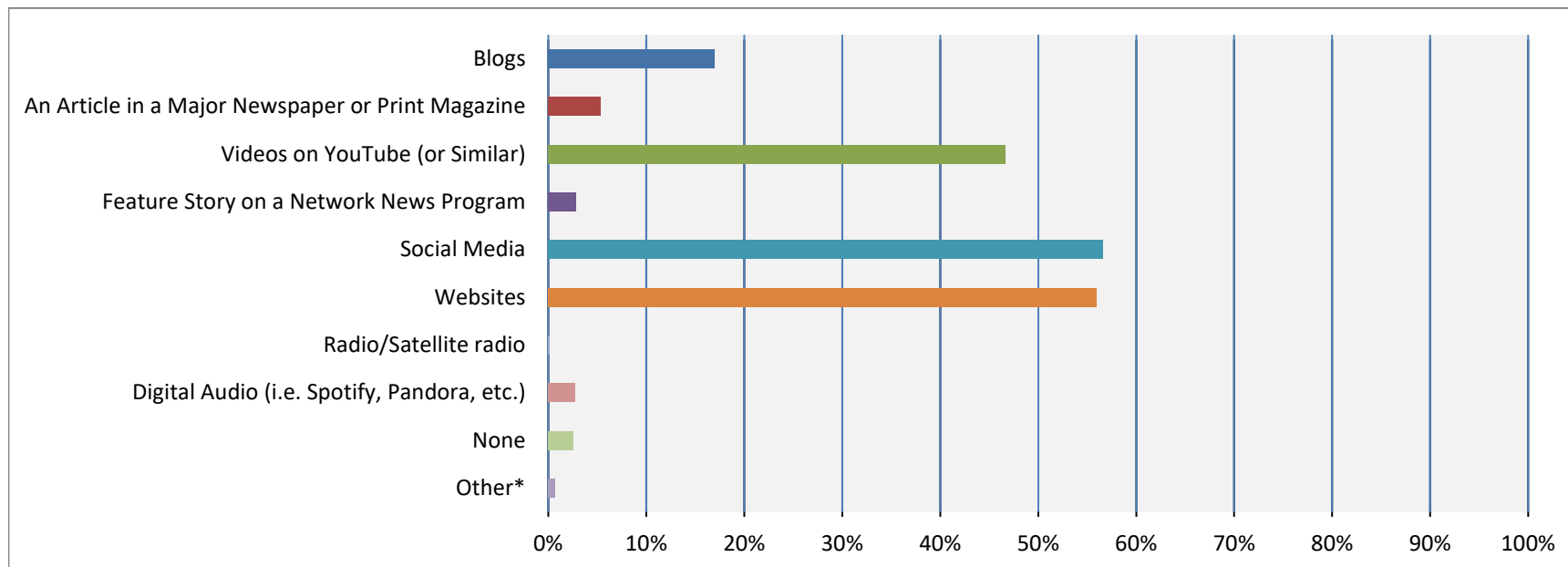
# Matriculating Optometry Student Survey 2025

Association of Schools and Colleges of Optometry

**Q25 When you were investigating the profession of optometry, which media helped encourage you to learn more? (Check all that apply.)**

Answered: 872

Skipped: 26



Answer Choices	2025	2024
Blogs	148	16.97%
An Article in a Major Newspaper or Print Magazine	47	5.39%
Videos on YouTube (or Similar)	407	46.67%
Feature Story on a Network News Program	25	2.87%
Social Media	494	56.65%
Websites	488	55.96%
Radio/Satellite radio	1	0.11%
Digital Audio (i.e. Spotify, Pandora, etc.)	24	2.75%
None	22	2.52%
Other*	6	0.69%
<b>Total Respondents 872</b>	<b>(Respondents may choose more than one medium)</b>	

\*"Other" includes Reddit (4), science articles on PubMed (1), Tim Root videos (1)

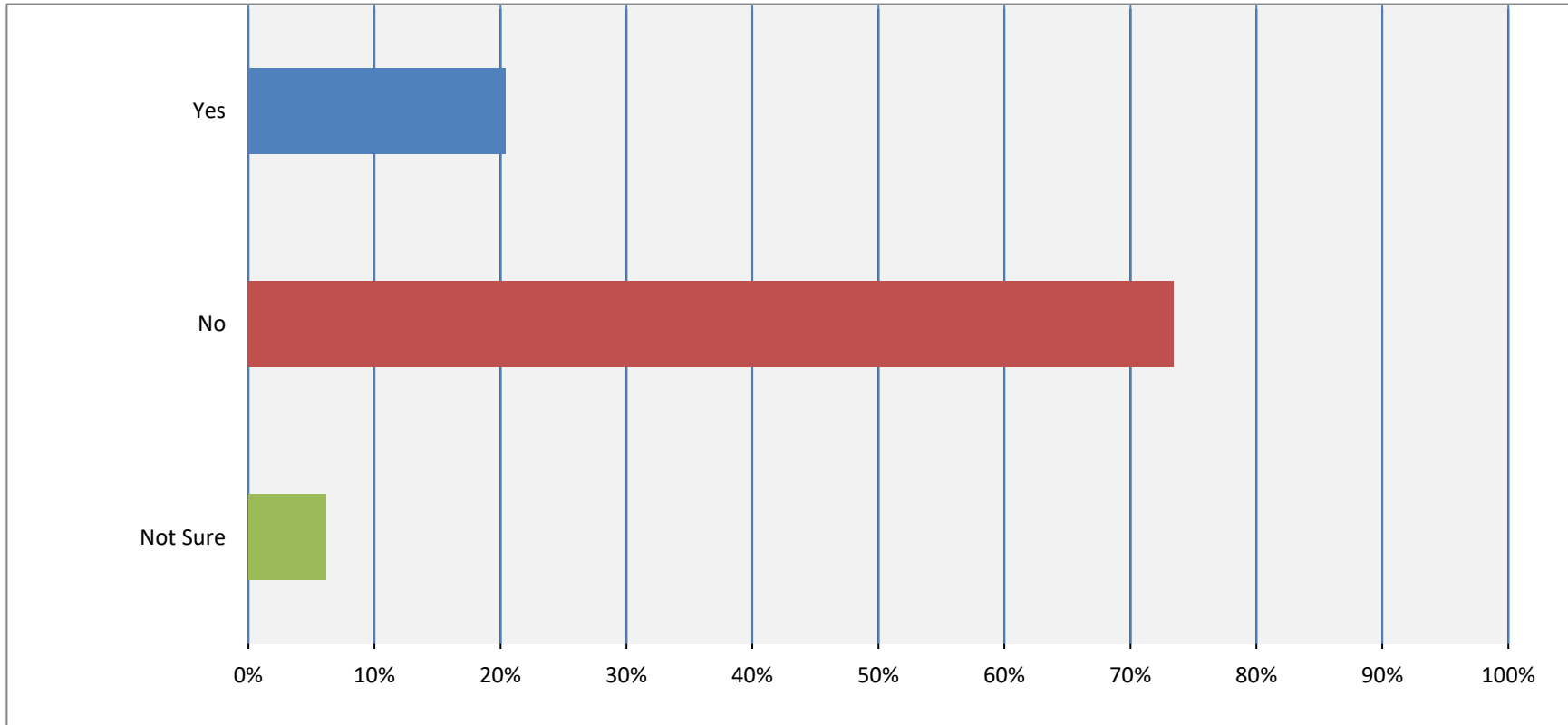
# Matriculating Optometry Student Survey 2025

Association of Schools and Colleges of Optometry

Q26 Are you familiar with the Optometry Gives Me Life applicant development campaign and/or the futureeyedoc.org website for applicants?

Answered: 892

Skipped: 6



Answer Choices	2025		2024
Yes	182	20.40%	26.35%
No	655	73.43%	73.65%
Not Sure	55	6.17%	---
<b>Total</b>	<b>892</b>		

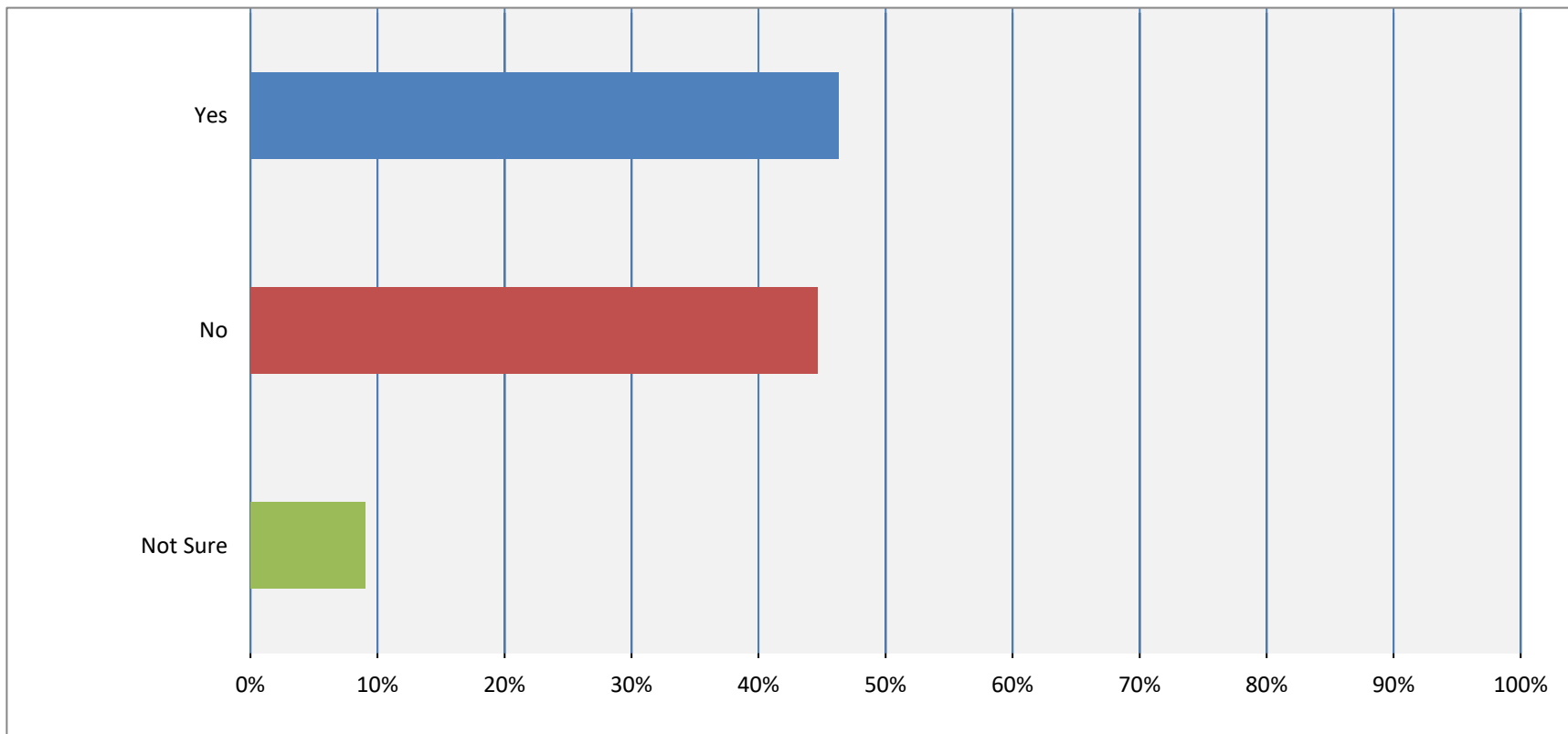
# Matriculating Optometry Student Survey 2025

Association of Schools and Colleges of Optometry

**Q27 Have you seen any of the visuals for the Optometry Gives Me Life advertising campaign for optometry applicants?**

Answered: 851

Skipped: 47



Answer Choices	2025		2024
Yes	<b>394</b>	<b>46.30%</b>	57.85%
No	<b>380</b>	<b>44.65%</b>	42.15%
Not Sure	<b>77</b>	<b>9.05%</b>	---
<b>Total</b>	<b>851</b>		

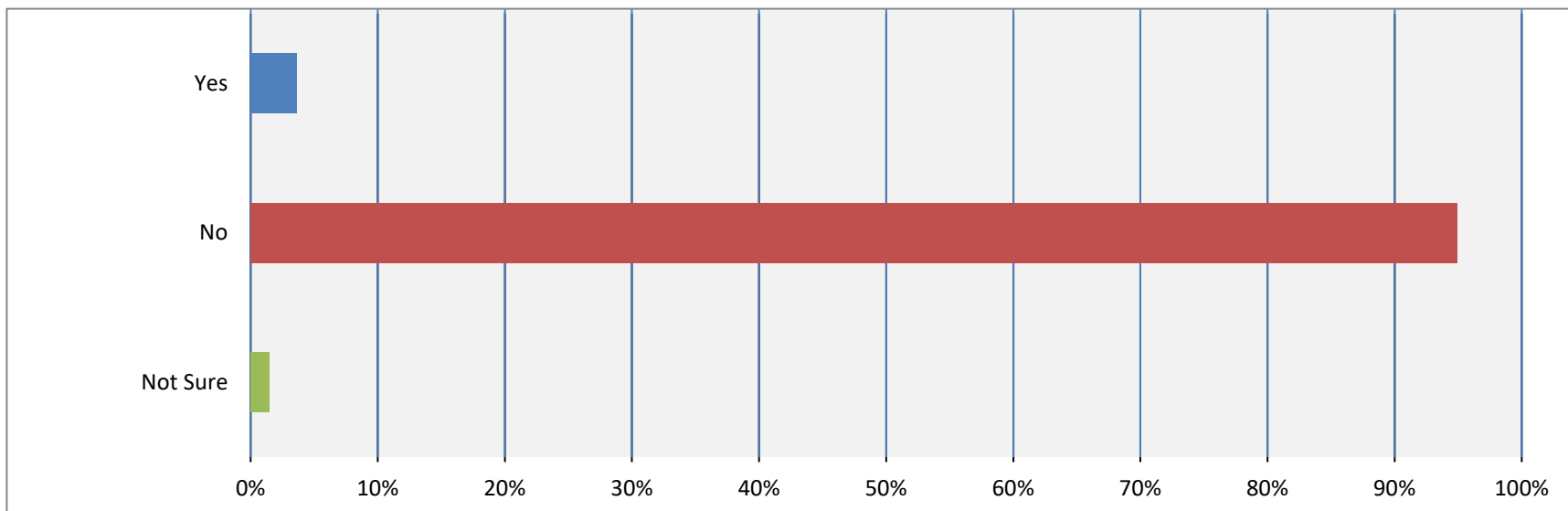
# Matriculating Optometry Student Survey 2025

Association of Schools and Colleges of Optometry

## Q28 Did you ever participate in an ASCO Eye Opener Session with an optometrist?

Answered: 881

Skipped: 17



Answer Choices	2025	new question
Yes	32	3.63%
No	836	94.89%
Not Sure	13	1.48%
<b>Total</b>	<b>881</b>	

### If you did participate in an Eye Opener Session with an optometrist, how was your experience?

Very helpful, had a zoom call with the optometrist and learned information and insight into the profession during college.
It was great. I was able to shadow them afterwards.
It was a while back when i first decided to become an optometrist but overall good.
I signed up for it but don't remember if I actually did it. I think I joined a zoom aout admissiions through ASCO tho
I thoroughly enjoyed my experiences and speaking with current optometrists drew me to the profession and encouraged me to apply.
Extremely helpful
Excellent
It was amazing. The optometrist I reached out to helped me tremendously by allowing me to shadow her practice several times. She was very passionate about the field and
Satisfied
It was very simple and easy to set up. The discussion with the optometrist was very informative and helped confirm my decision to pursue optometry.
Great

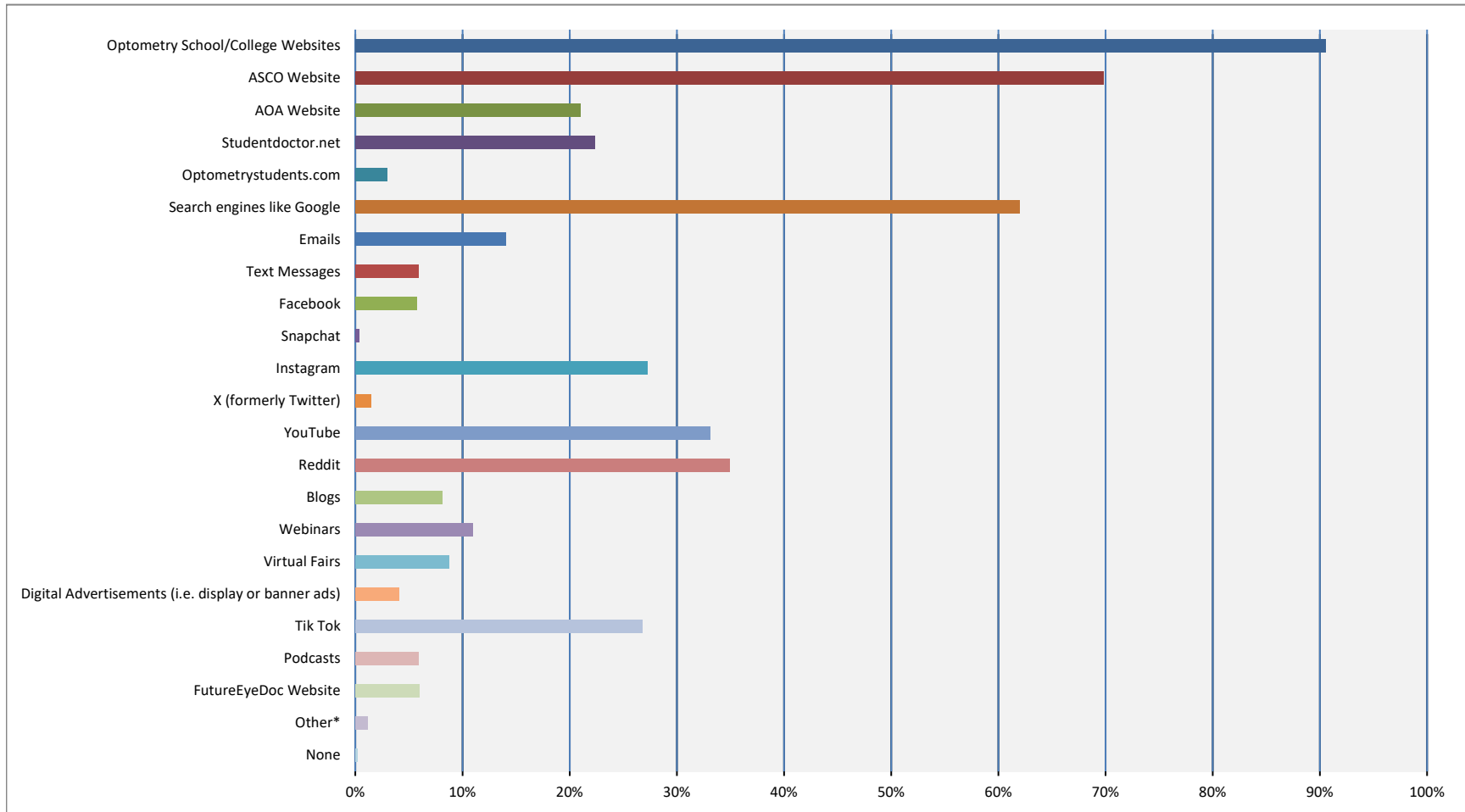
# Matriculating Optometry Student Survey 2025

Association of Schools and Colleges of Optometry

**Q29 From which online resources did you find information about the profession of optometry? (Check all that apply.)**

Answered: 867

Skipped: 31



(continued on following page)

# Matriculating Optometry Student Survey 2025

Association of Schools and Colleges of Optometry

**Q29 From which online resources did you find information about the profession of optometry? (Check all that apply.)**

Answered: 867

Skipped: 31

Answer Choices	2025	2024	
Optometry School/College Websites	785	90.54%	87.58%
ASCO Website	605	69.78%	67.11%
AOA Website	182	20.99%	22.78%
Studentdoctor.net	194	22.38%	25.21%
Optometrystudents.com	26	3.00%	3.90%
Search engines like Google	537	61.94%	58.10%
Emails	122	14.07%	12.30%
Text Messages	51	5.88%	4.51%
Facebook	50	5.77%	6.70%
Snapchat	3	0.35%	0.61%
Instagram	236	27.22%	22.53%
X (formerly Twitter)	13	1.50%	0.85%
YouTube	287	33.10%	33.74%
Reddit	303	34.95%	31.91%
Blogs	70	8.07%	5.85%
Webinars	95	10.96%	9.14%
Virtual Fairs	76	8.77%	7.43%
Digital Advertisements (i.e. display or banner ads)	35	4.04%	2.92%
Tik Tok	232	26.76%	20.10%
Podcasts	51	5.88%	4.63%
FutureEyeDoc Website	52	6.00%	7.55%
Other*	10	1.15%	0.24%
None	2	0.23%	0.12%
<b>Total Respondents 867</b>	(Respondents may choose more than one medium)		

\*"Other" includes NORA, JCAHPO, Ophthalmic Photographers' Society, Tim Root (2), Eyeguru, Eye Rounds, BYUI PRE-Health Professional website, eye Wiki, Discord

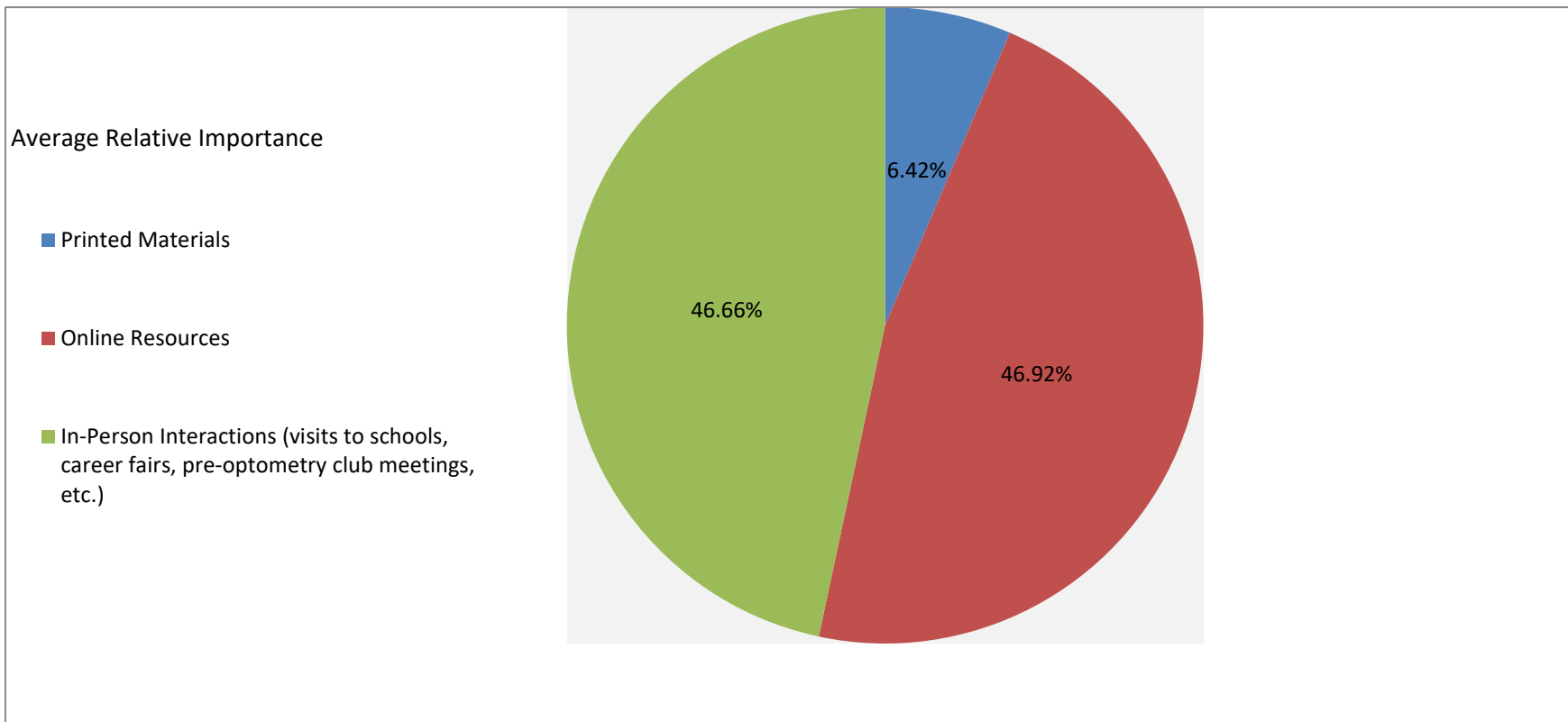
# Matriculating Optometry Student Survey 2025

Association of Schools and Colleges of Optometry

## Q30 How important were the following resources to you as you chose optometry as your future career?

Answered: 898

Skipped: 0



Answer Choices	Average Relative Importance 2025	2024
Printed Materials	6.42%	6.36%
Online Resources	46.92%	46.07%
In-Person Interactions (visits to schools, career fairs, pre-optometry club meetings, etc.)	46.66%	47.57%
<b>Total Respondents 898</b>	<b>100.00%</b>	

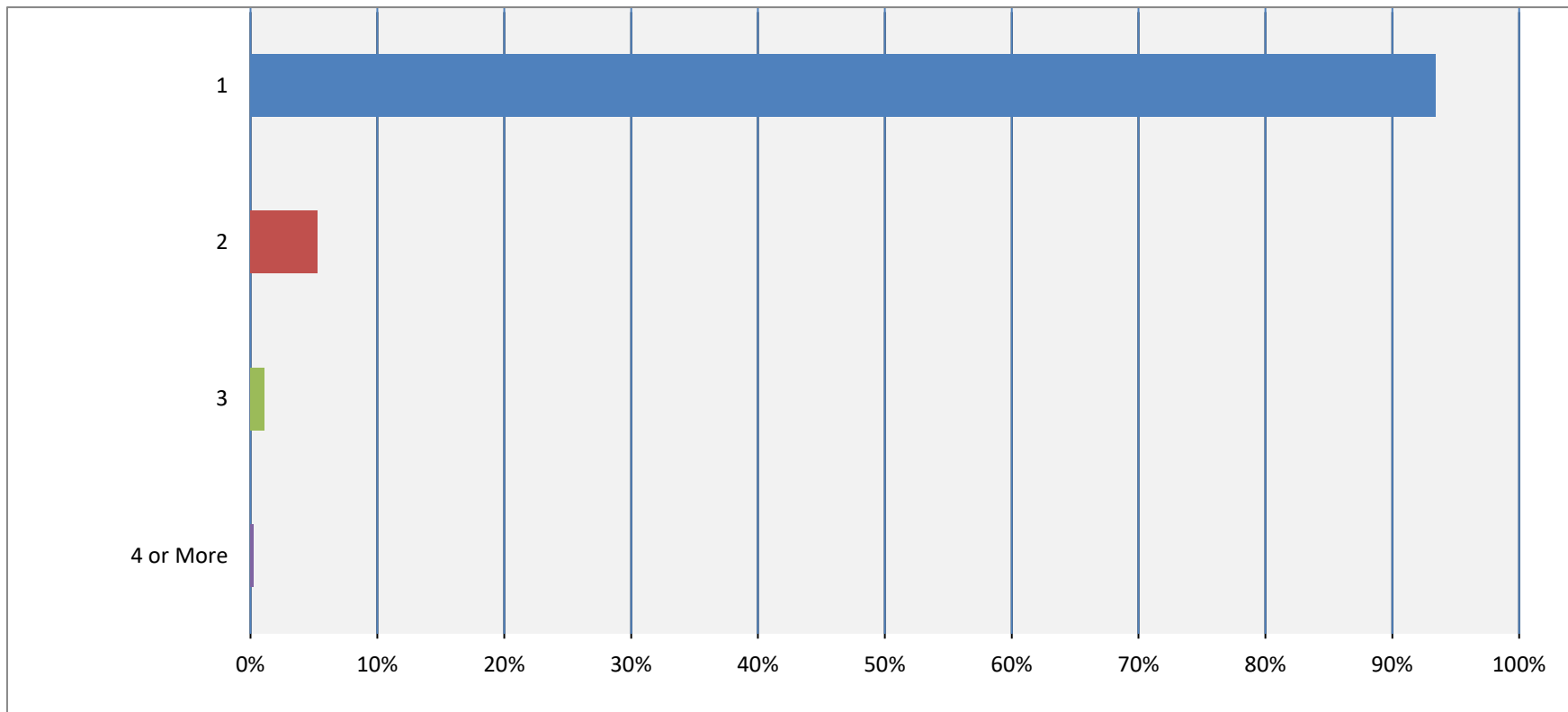
# Matriculating Optometry Student Survey 2025

Association of Schools and Colleges of Optometry

## Q32 How many times did you apply to optometry school before being accepted?

Answered: 893

Skipped: 5



Answer Choices	2025		2024
1	<b>834</b>	<b>93.39%</b>	93.60%
2	<b>47</b>	<b>5.26%</b>	5.31%
3	<b>10</b>	<b>1.12%</b>	0.72%
4 or More	<b>2</b>	<b>0.22%</b>	0.36%
<b>Total</b>	<b>893</b>		

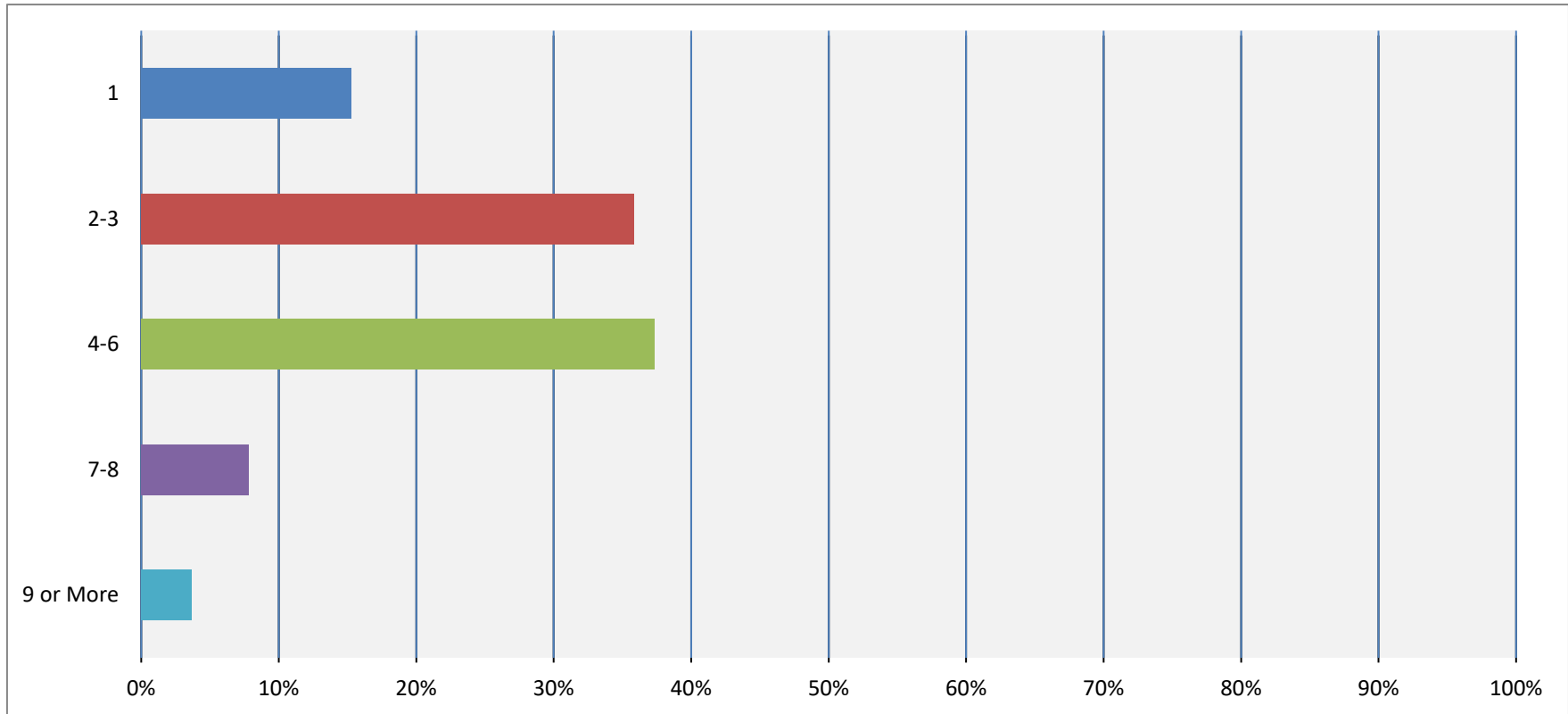
# Matriculating Optometry Student Survey 2025

Association of Schools and Colleges of Optometry

## Q33 To how many schools of optometry did you apply this year?

Answered: 895

Skipped: 3



Answer Choices	2025		2024
1	137	15.31%	16.51%
2-3	321	35.87%	32.41%
4-6	334	37.32%	39.52%
7-8	70	7.82%	7.71%
9 or More	33	3.69%	3.86%
<b>Total</b>	<b>895</b>		

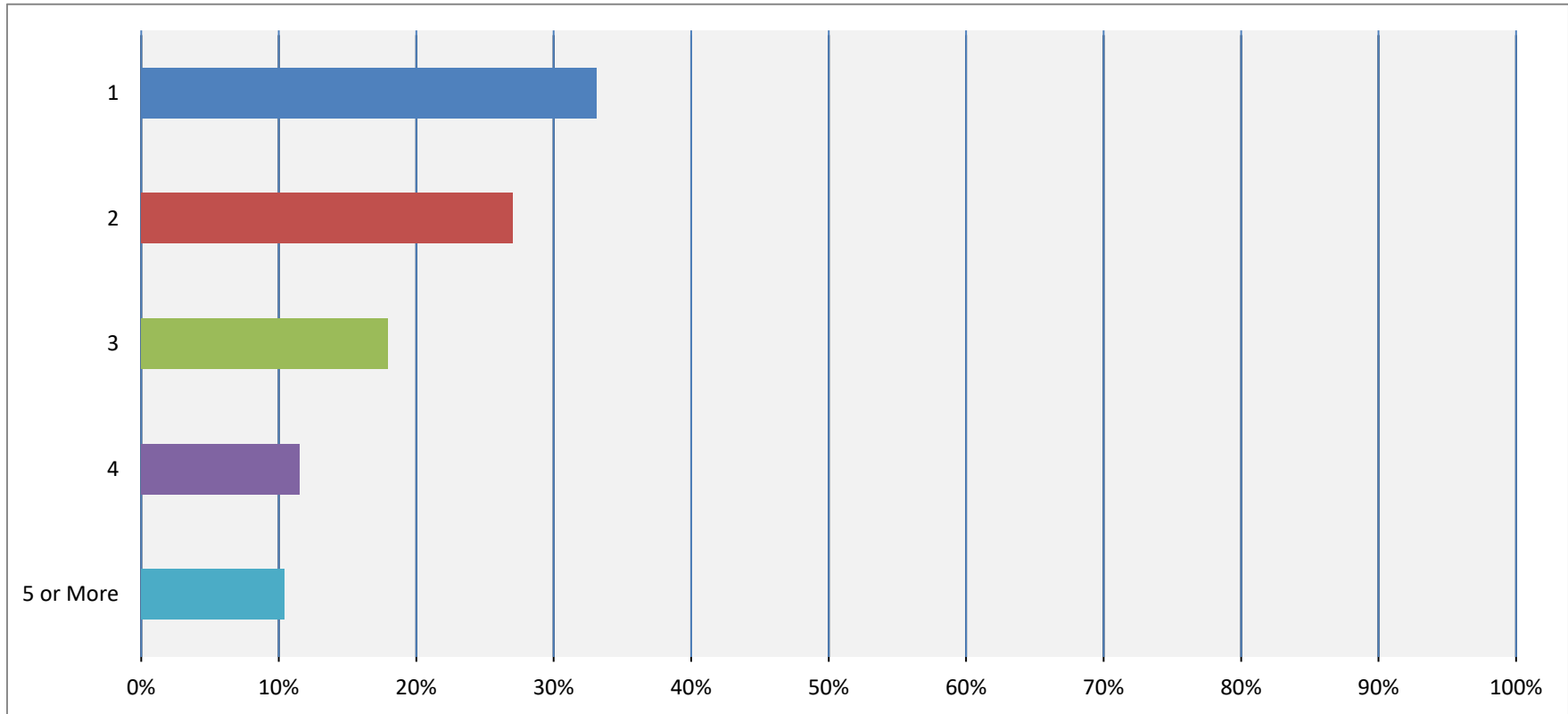
# Matriculating Optometry Student Survey 2025

Association of Schools and Colleges of Optometry

## Q34 From how many schools of optometry did you receive acceptance?

Answered: 885

Skipped: 13



Answer Choices	2025		2024
1	293	33.11%	34.99%
2	239	27.01%	21.63%
3	159	17.97%	21.39%
4	102	11.53%	11.66%
5 or More	92	10.40%	10.33%
<b>Total</b>	<b>885</b>		

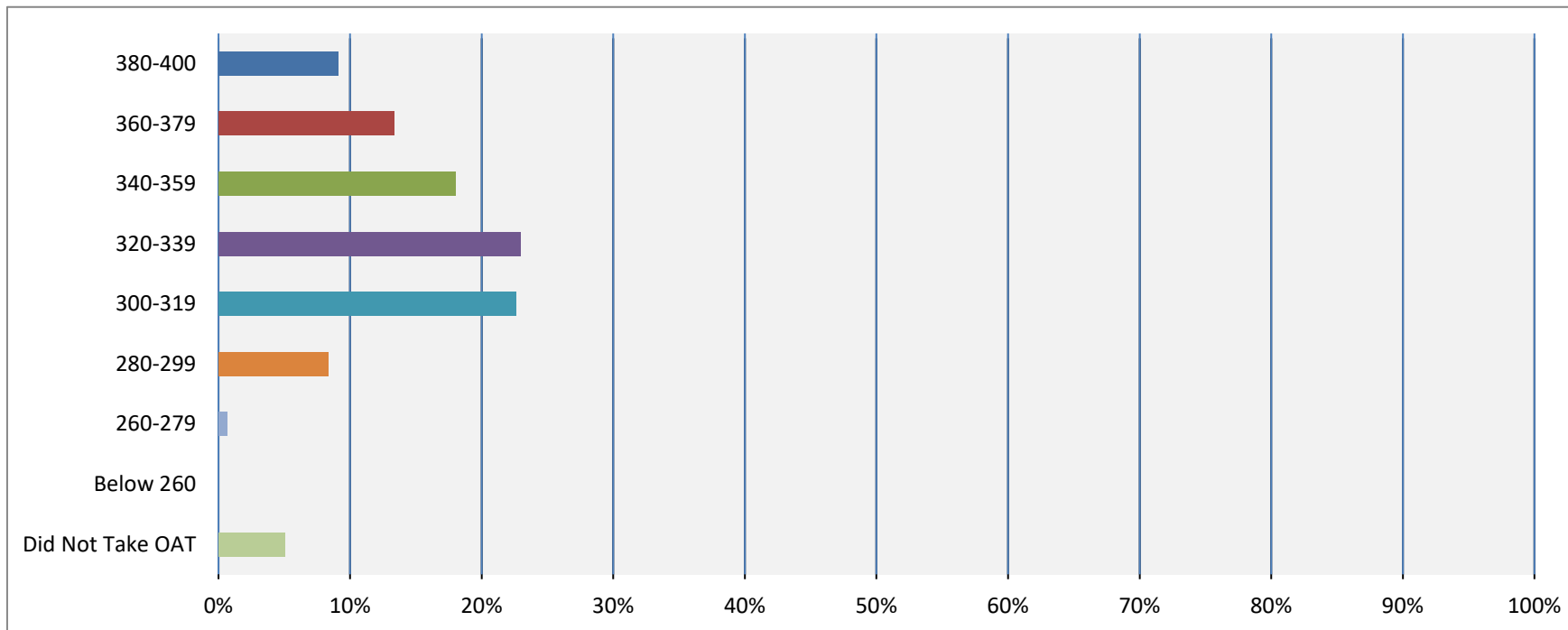
# Matriculating Optometry Student Survey 2025

Association of Schools and Colleges of Optometry

## Q35 What was your highest Academic Average OAT score?

Answered: 890

Skipped: 8



Answer Choices	2025		2024
380-400	81	9.10%	9.29%
360-379	119	13.37%	14.79%
340-359	160	17.98%	17.48%
320-339	204	22.92%	21.27%
300-319	201	22.58%	20.78%
280-299	74	8.31%	7.46%
260-279	6	0.67%	1.22%
Below 260	0	0.00%	0.37%
Did Not Take OAT	45	5.06%	7.33%
<b>Total</b>	<b>890</b>		

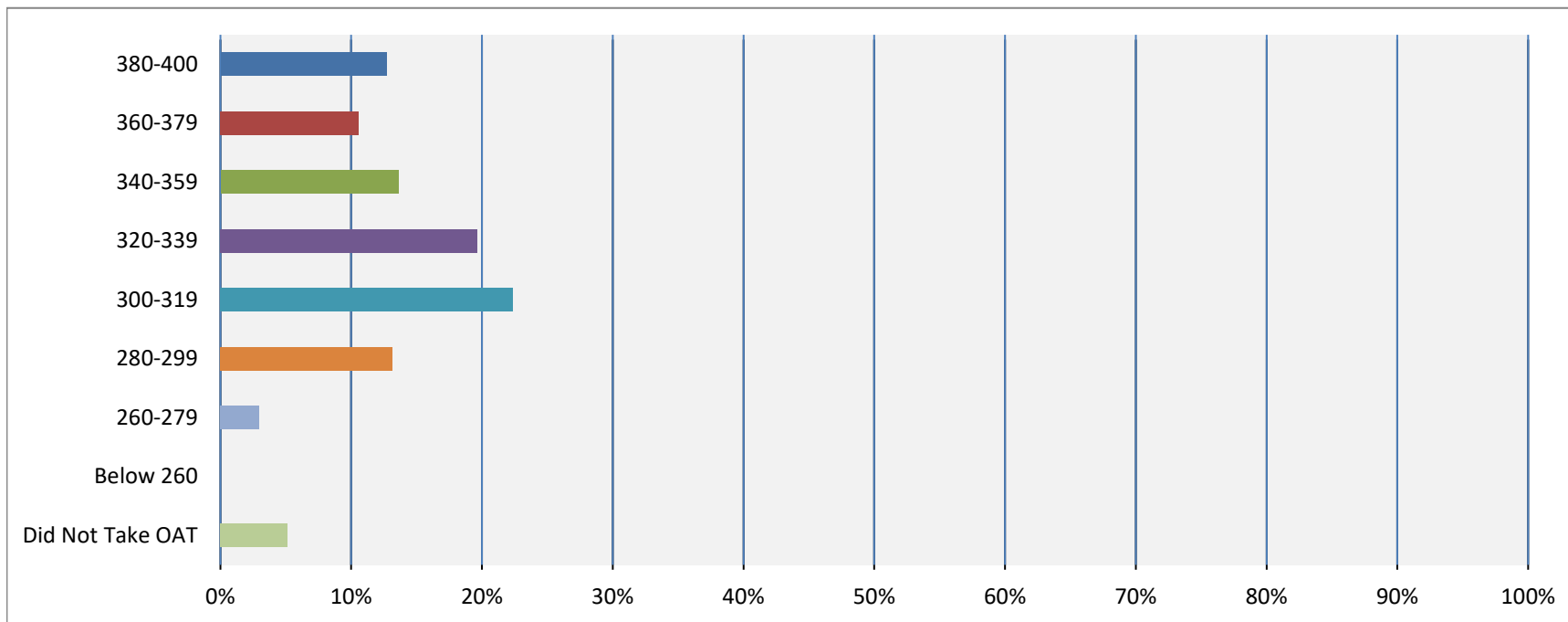
# Matriculating Optometry Student Survey 2025

Association of Schools and Colleges of Optometry

## Q36 What was your highest Total Science OAT score?

Answered: 882

Skipped: 16



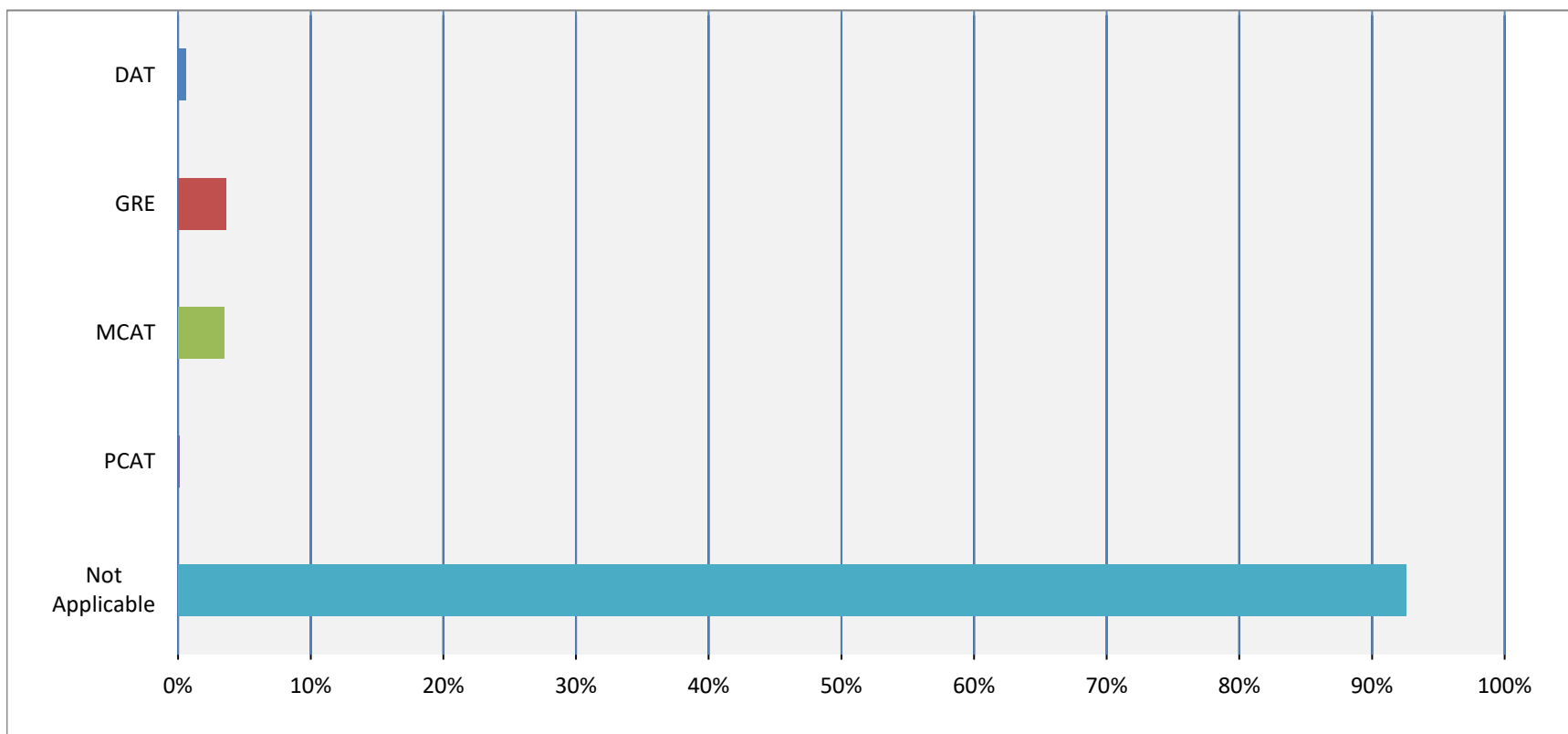
Answer Choices	2025		2024
380-400	112	12.70%	11.77%
360-379	93	10.54%	9.79%
340-359	120	13.61%	16.85%
320-339	173	19.61%	16.48%
300-319	197	22.34%	20.57%
280-299	116	13.15%	14.00%
260-279	26	2.95%	2.35%
Below 260	0	0.00%	0.74%
Did Not Take OAT	45	5.10%	7.43%
<b>Total</b>	<b>882</b>		

# Matriculating Optometry Student Survey 2025

Association of Schools and Colleges of Optometry

**Q37 What other standardized exams did you submit as part of your application during the application process? (Check all that apply.)**

Answered: 861  
Skipped: 37



Answer Choices	2025		2024
DAT	5	0.58%	1.00%
GRE	31	3.60%	6.59%
MCAT	30	3.48%	5.22%
PCAT	1	0.12%	0.25%
Not Applicable	797	92.57%	87.19%
<b>Total Responses Received 861</b>	<b>(Respondents may choose more than one exam)</b>		

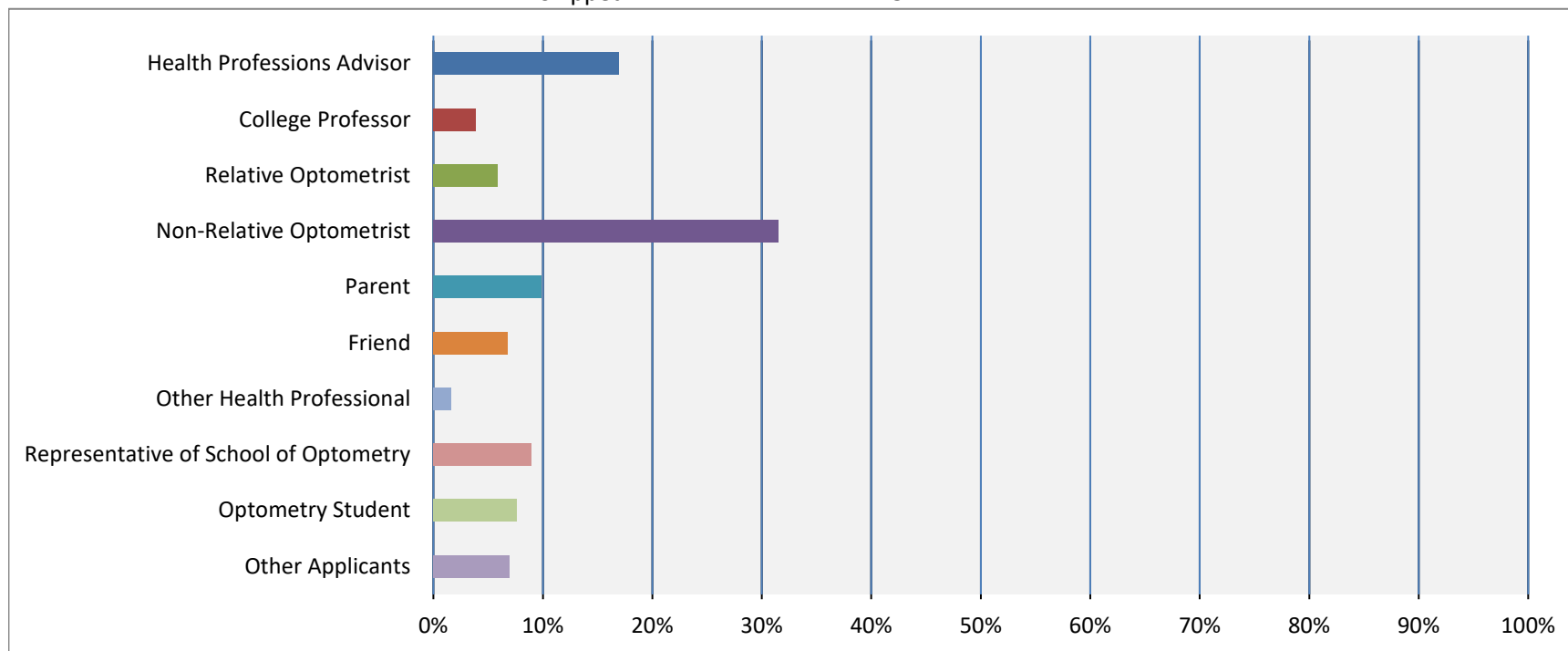
# Matriculating Optometry Student Survey 2025

Association of Schools and Colleges of Optometry

## Q38 Whom did you consider to be your primary advisor during the admissions process?

Answered: 880

Skipped: 18



Answer Choices	2025		2024
Health Professions Advisor	149	16.93%	16.95%
College Professor	34	3.86%	4.27%
Relative Optometrist	52	5.91%	4.15%
Non-Relative Optometrist	277	31.48%	32.93%
Parent	87	9.89%	9.15%
Friend	60	6.82%	7.44%
Other Health Professional	14	1.59%	1.95%
Representative of School of Optometry	79	8.98%	7.93%
Optometry Student	67	7.61%	7.68%
Other Applicants	61	6.93%	7.56%
<b>Total</b>	<b>880</b>		

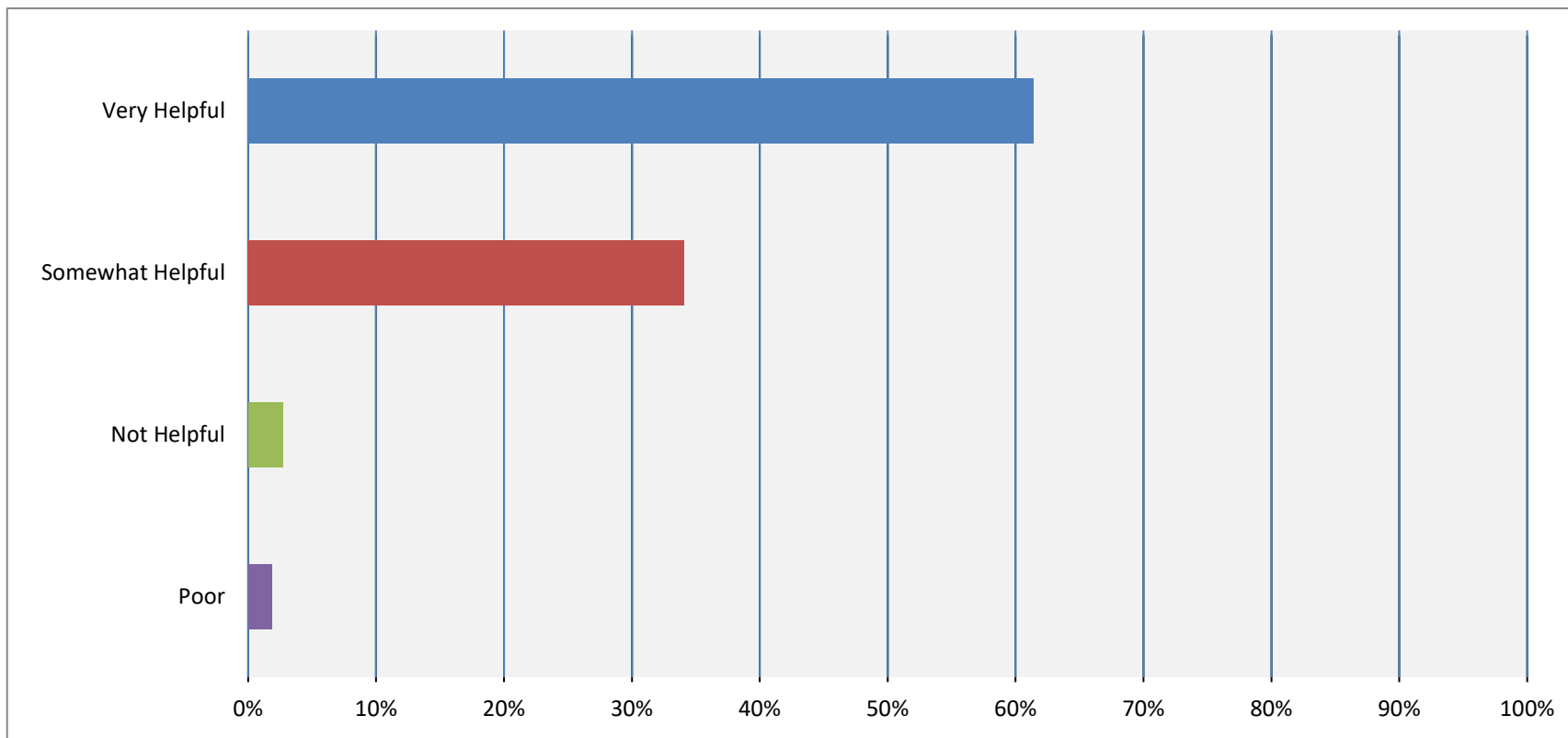
# Matriculating Optometry Student Survey 2025

Association of Schools and Colleges of Optometry

## Q39 How would you rate this advisor's helpfulness in providing information?

Answered: 880

Skipped: 18



Answer Choices	2025		2024
Very Helpful	540	61.36%	65.00%
Somewhat Helpful	300	34.09%	30.12%
Not Helpful	24	2.73%	3.78%
Poor	16	1.82%	1.10%
<b>Total</b>	<b>880</b>		

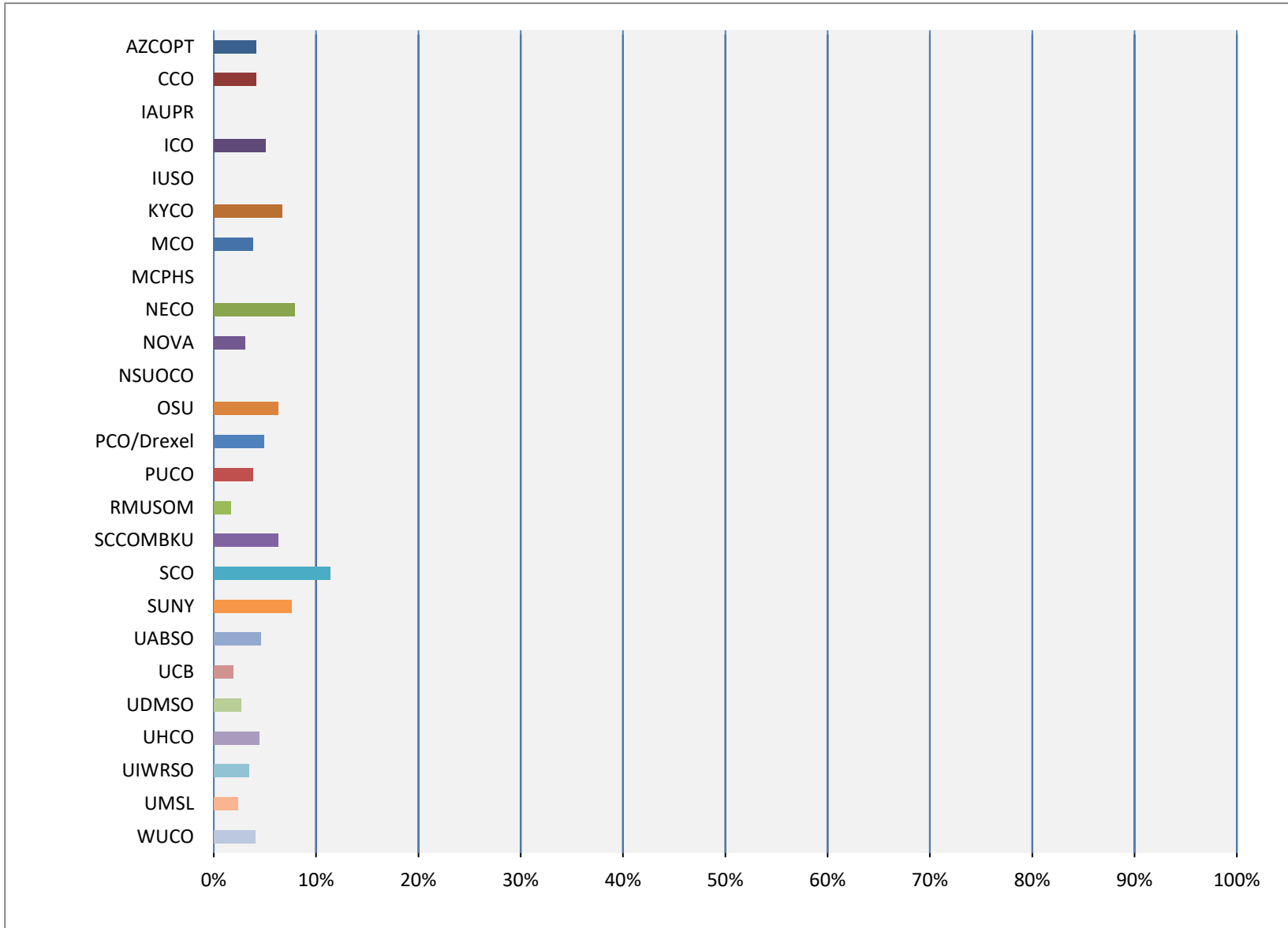
# Matriculating Optometry Student Survey 2025

Association of Schools and Colleges of Optometry

## Q40 Please indicate the optometry school that you are attending.

Answered: 896

Skipped: 2



(continued on next page)

# Matriculating Optometry Student Survey 2025

Association of Schools and Colleges of Optometry

**Q40 Please indicate the optometry school that you are attending.**

Answered: 896

Skipped: 2

Answer Choices	2025	2024
AZCOPT	37	4.13% 3.97%
CCO	37	4.13% 2.41%
IAUPR	*	--- 2.89%
ICO	45	5.02% 7.34%
IUSO	*	--- ---
KYCO	60	6.70% 6.86%
MCO	34	3.79% 3.97%
MCPHS	*	--- ---
NECO	71	7.92% 6.38%
NOVA	27	3.01% 4.93%
NSUOCO	*	--- 1.93%
OSU	56	6.25% 4.93%
PCO/Drexel	44	4.91% 5.54%
PUCO	34	3.79% 1.93%
RMUSOM	15	1.67% 3.85%
SCCOMBKU	56	6.25% 7.10%
SCO	102	11.38% 13.24%
SUNY	68	7.59% 7.70%
UABSO	41	4.58% 2.89%
UCB	17	1.90% 2.17%
UDMSO	24	2.68% new school
UHCO	40	4.46% 3.85%
UIWRSO	31	3.46% 3.85%
UMSL	21	2.34% ---
WUCO	36	4.02% 2.29%
<b>Total</b>	<b>896</b>	

\* Matriculants did not complete survey

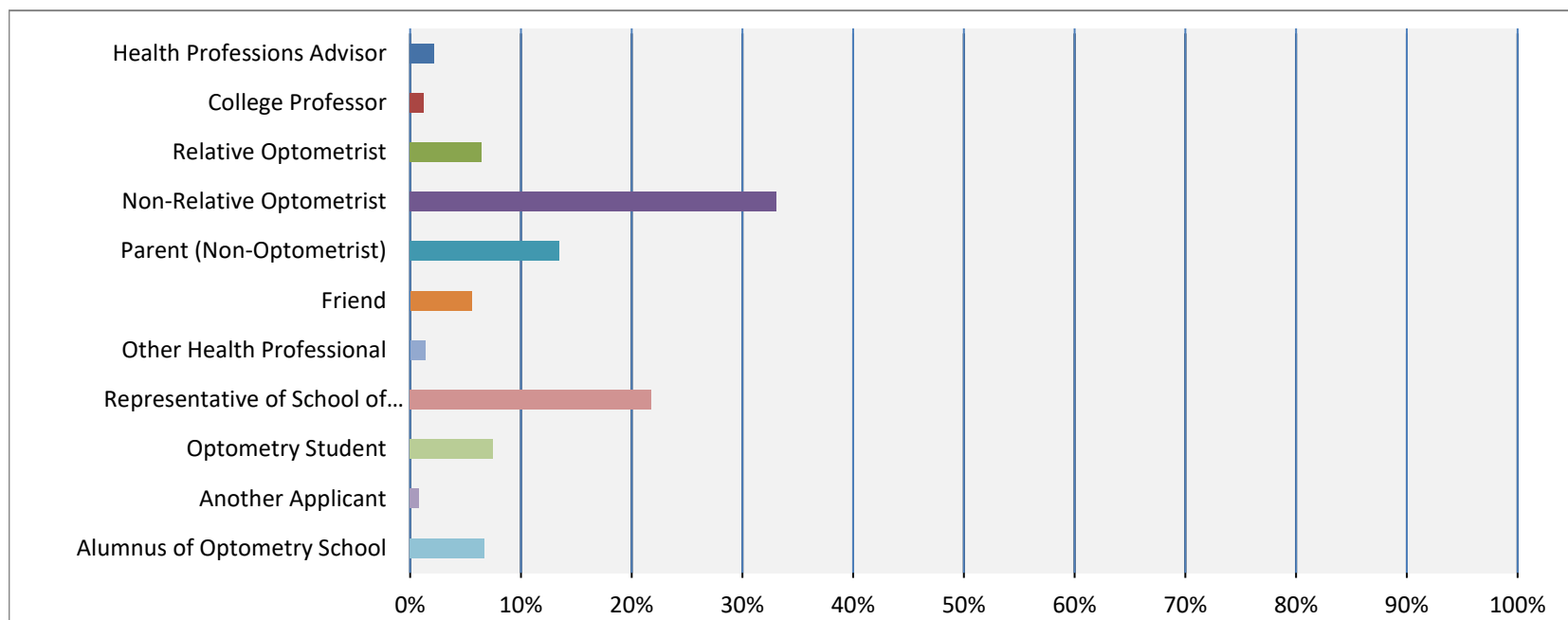
# Matriculating Optometry Student Survey 2025

Association of Schools and Colleges of Optometry

## Q41 Of the following individuals, who most influenced your choice of this optometry school?

Answered: 883

Skipped: 15



Answer Choices	2025	2024
Health Professions Advisor	19	2.15%
College Professor	11	1.25%
Relative Optometrist	57	6.46%
Non-Relative Optometrist	292	33.07%
Parent (Non-Optometrist)	119	13.48%
Friend	49	5.55%
Other Health Professional	12	1.36%
Representative of School of Optometry	192	21.74%
Optometry Student	66	7.47%
Another Applicant	7	0.79%
Alumnus of Optometry School	59	6.68%
<b>Total</b>	<b>883</b>	

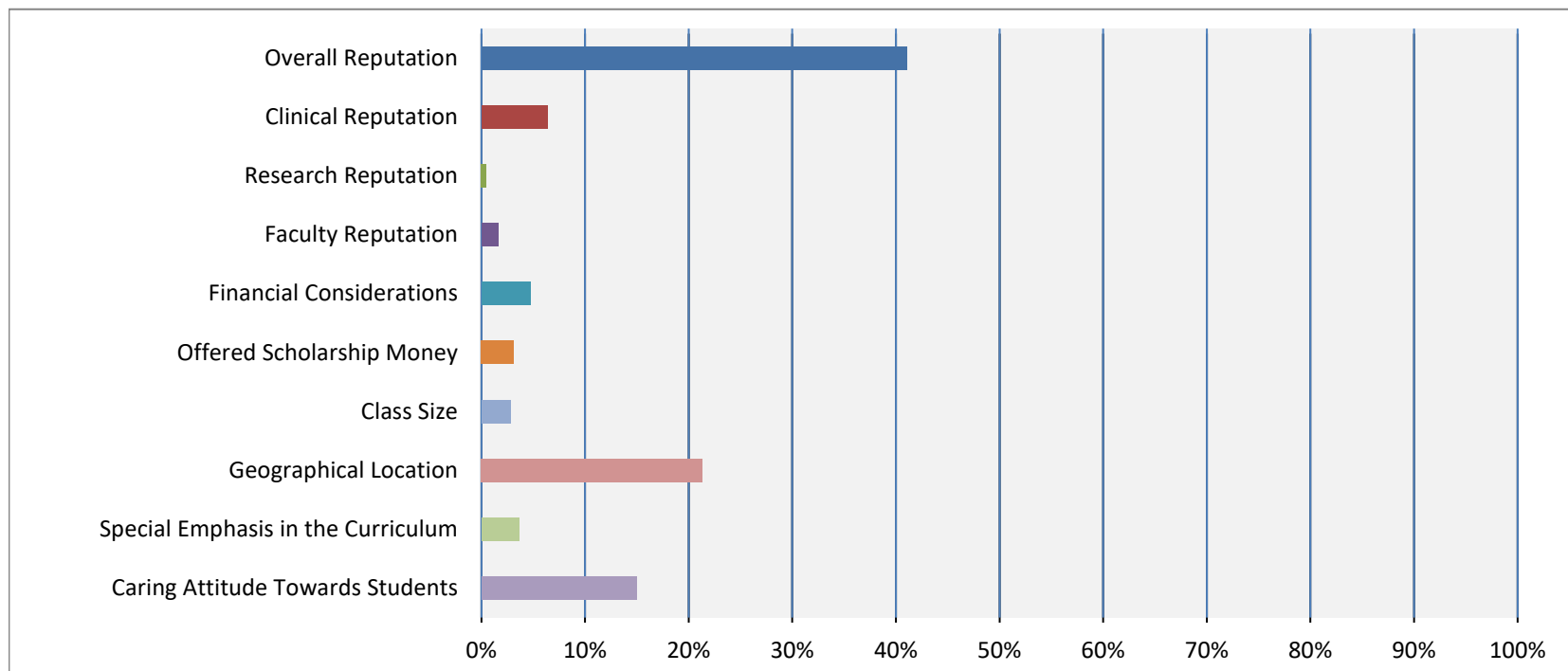
# Matriculating Optometry Student Survey 2025

Association of Schools and Colleges of Optometry

**Q42 Of the following considerations, which one best summarizes your reason for choosing this optometry school?**

Answered: 863

Skipped: 35



Answer Choices	2025		2024
Overall Reputation	354	41.02%	40.10%
Clinical Reputation	55	6.37%	7.80%
Research Reputation	4	0.46%	0.37%
Faculty Reputation	14	1.62%	1.98%
Financial Considerations	41	4.75%	4.58%
Offered Scholarship Money	27	3.13%	2.85%
Class Size	24	2.78%	2.60%
Geographical Location	184	21.32%	20.17%
Special Emphasis in the Curriculum	31	3.59%	5.20%
Caring Attitude Towards Students	129	14.95%	14.36%
<b>Total</b>	<b>863</b>		

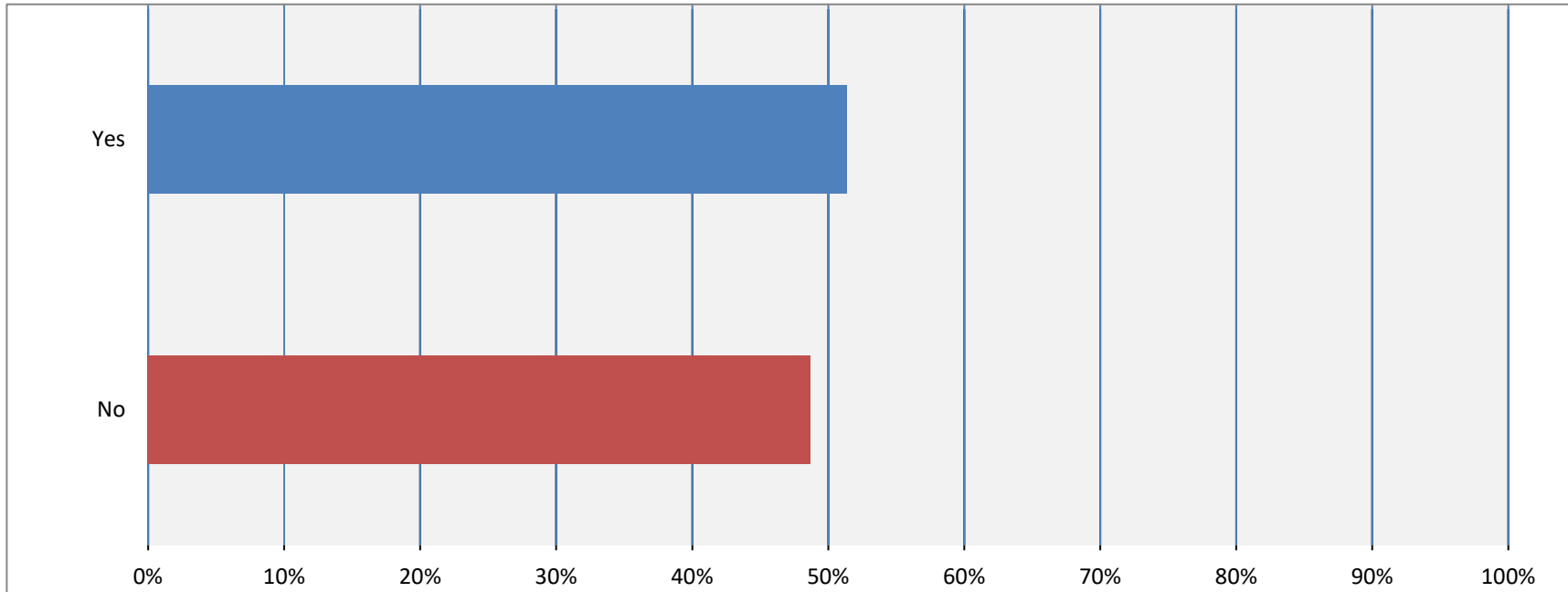
# Matriculating Optometry Student Survey 2025

Association of Schools and Colleges of Optometry

## Q43 Did you receive scholarship money to attend this optometry school?

Answered: 898

Skipped: 0



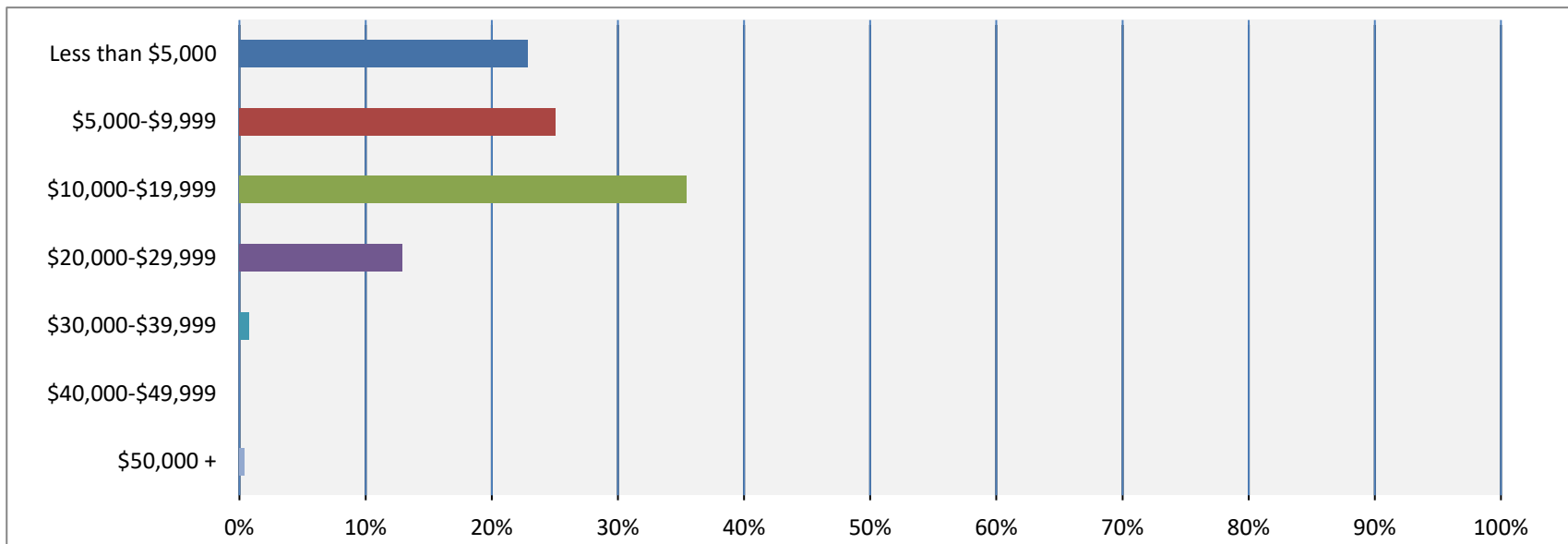
Answer Choices	2025		2024
Yes	461	51.34%	45.20%
No	437	48.66%	54.80%
<b>Total</b>	<b>898</b>		

# Matriculating Optometry Student Survey 2025

Association of Schools and Colleges of Optometry

**Q43 (continued) If you received scholarship money to attend this optometry school, how much did you receive?**

**Annual Awards:** Answered: 271  
Skipped: 11



Answer Choices	2025	2024
Less than \$5,000	62	22.88%
\$5,000-\$9,999	68	25.09%
\$10,000-\$19,999	96	35.42%
\$20,000-\$29,999	35	12.92%
\$30,000-\$39,999	2	0.74%
\$40,000-\$49,999	0	0.00%
\$50,000 +	1	0.37%
Amount Not Specified	7	2.58%
<b>Total</b>	<b>271</b>	

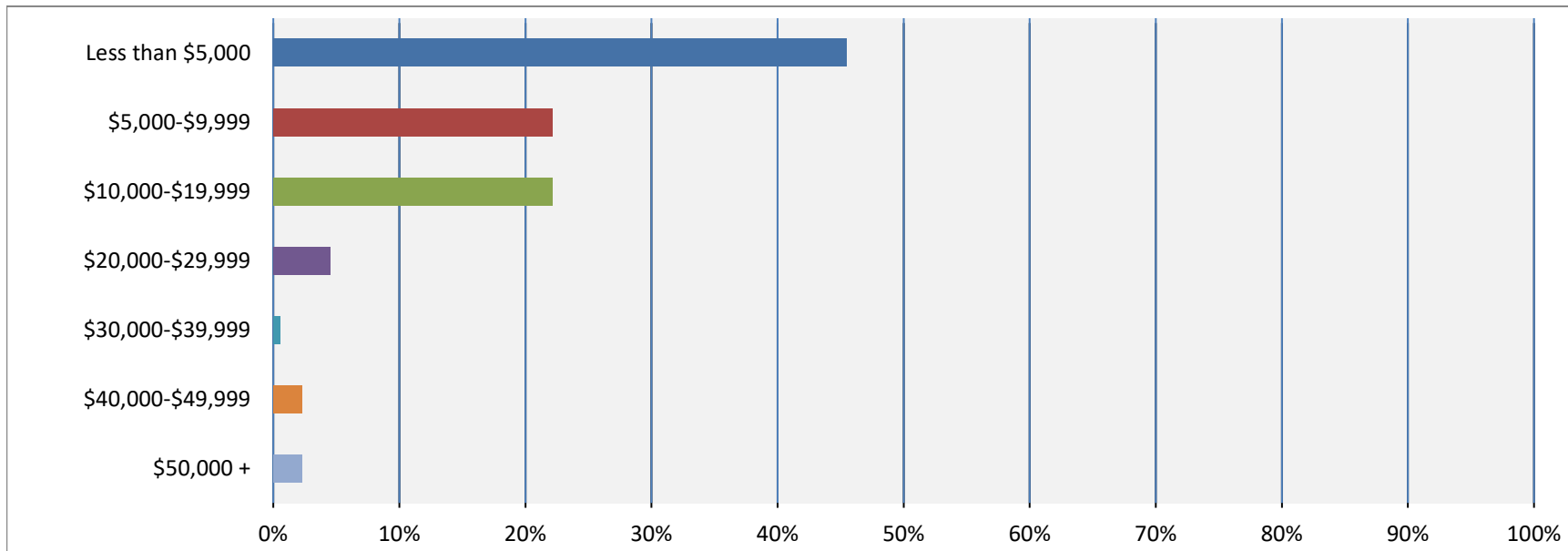
(continued on next page)

# Matriculating Optometry Student Survey 2025

Association of Schools and Colleges of Optometry

**Q43 (continued) If you received scholarship money to attend this optometry school, how much did you receive?**

**One-Time Awards:** Answered: 176  
Skipped: 1



Answer Choices	2025		2024
Less than \$5,000	80	45.45%	41.48%
\$5,000-\$9,999	39	22.16%	23.70%
\$10,000-\$19,999	39	22.16%	21.48%
\$20,000-\$29,999	8	4.55%	7.41%
\$30,000-\$39,999	1	0.57%	0.74%
\$40,000-\$49,999	4	2.27%	0.74%
\$50,000 +	4	2.27%	4.44%
Amount Not Specified	1	0.57%	0.00%
<b>Total</b>	<b>176</b>		

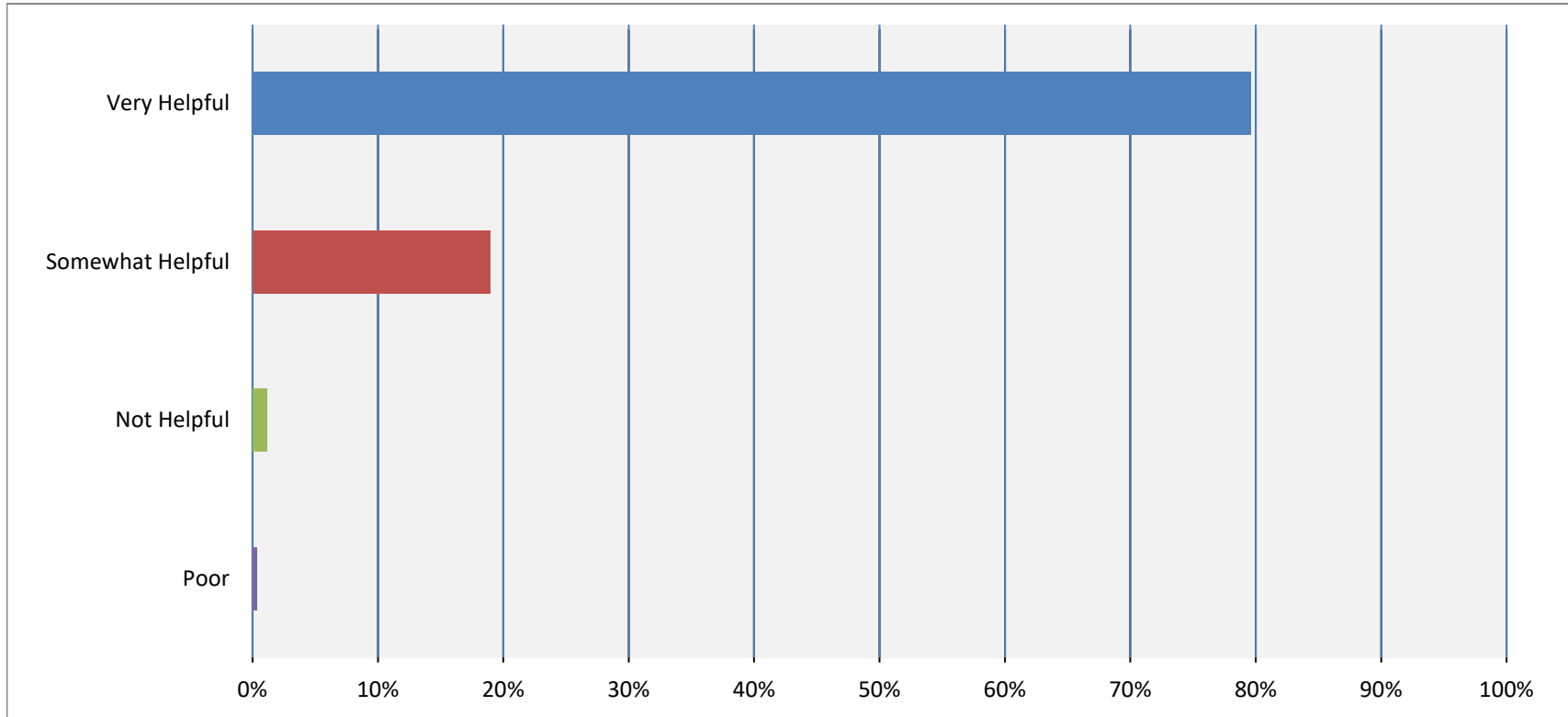
# Matriculating Optometry Student Survey 2025

Association of Schools and Colleges of Optometry

## Q44 How would you rate this school's helpfulness during the admissions process?

Answered: 892

Skipped: 6



Answer Choices	2025		2024
Very Helpful	710	79.60%	76.93%
Somewhat Helpful	169	18.95%	21.98%
Not Helpful	10	1.12%	0.97%
Poor	3	0.34%	0.12%
<b>Total</b>	<b>892</b>		

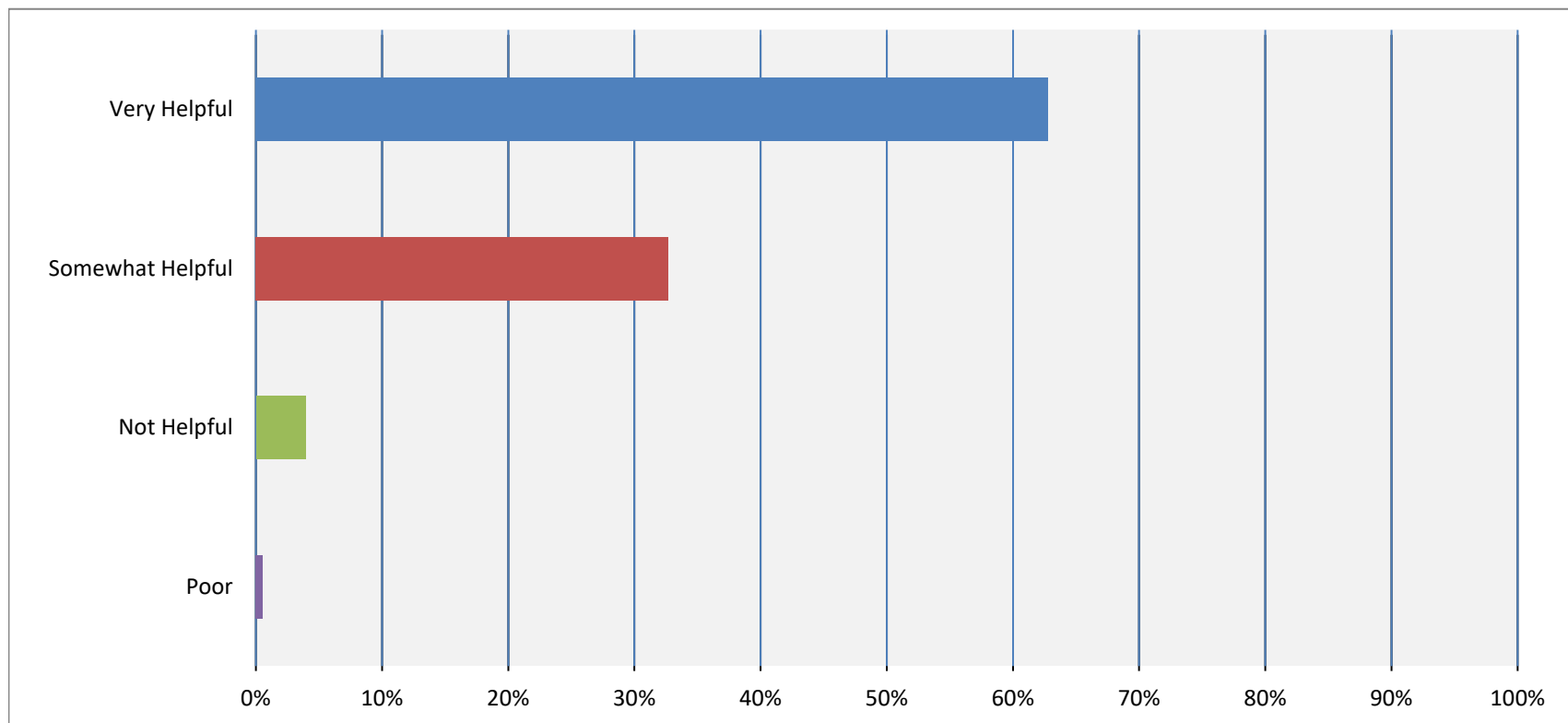
# Matriculating Optometry Student Survey 2025

Association of Schools and Colleges of Optometry

## Q45 How would you rate this school's helpfulness in providing financial aid information?

Answered: 890

Skipped: 8



Answer Choices	2025		2024
Very Helpful	559	62.81%	60.31%
Somewhat Helpful	291	32.70%	32.09%
Not Helpful	35	3.93%	5.67%
Poor	5	0.56%	1.93%
<b>Total</b>	<b>890</b>		

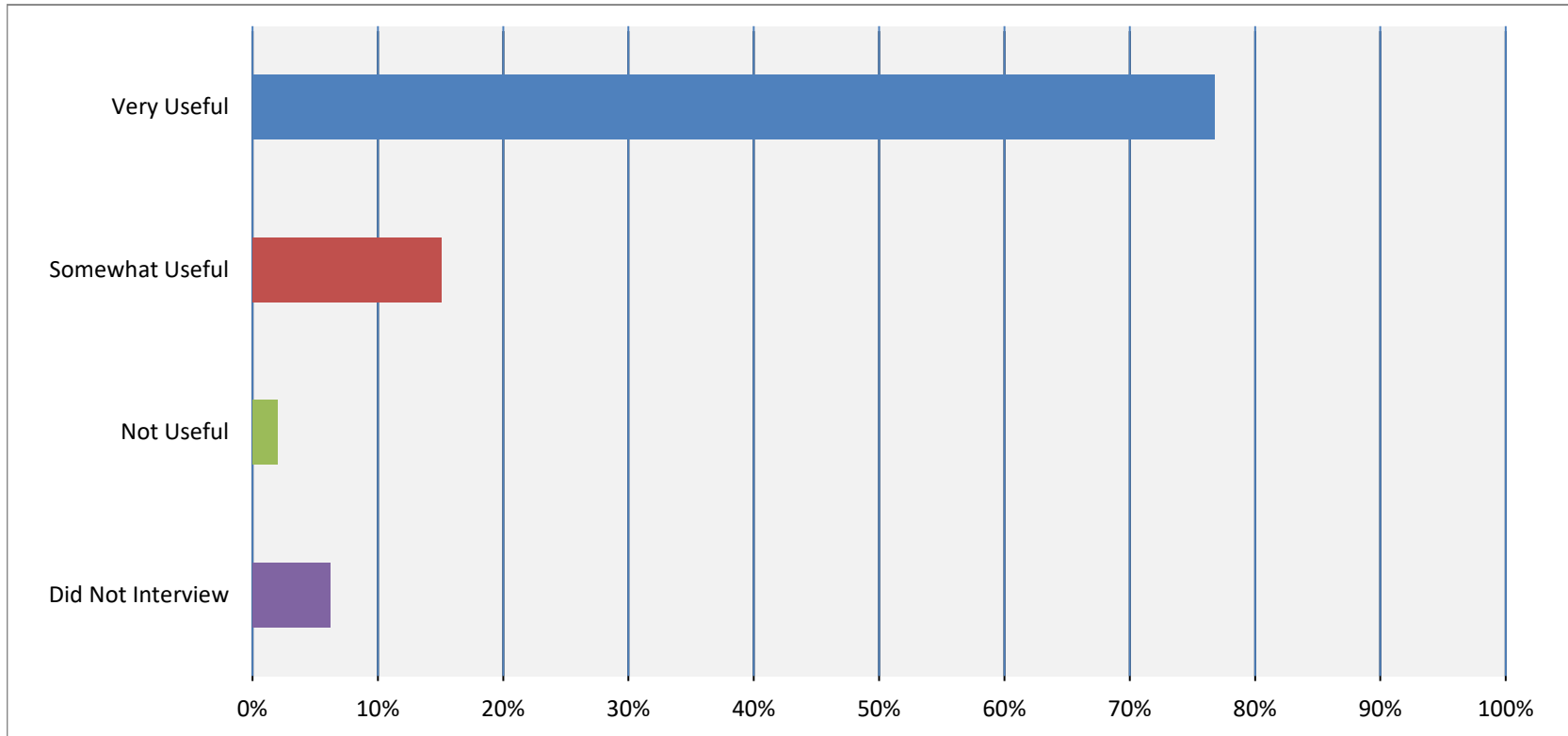
# Matriculating Optometry Student Survey 2025

Association of Schools and Colleges of Optometry

## Q46 How useful was the on-site interview in choosing which optometry school to attend?

Answered: 890

Skipped: 8



Answer Choices	2025		2024
Very Useful	683	76.74%	78.02%
Somewhat Useful	134	15.06%	15.10%
Not Useful	18	2.02%	1.45%
Did Not Interview	55	6.18%	5.43%
<b>Total</b>	<b>890</b>		

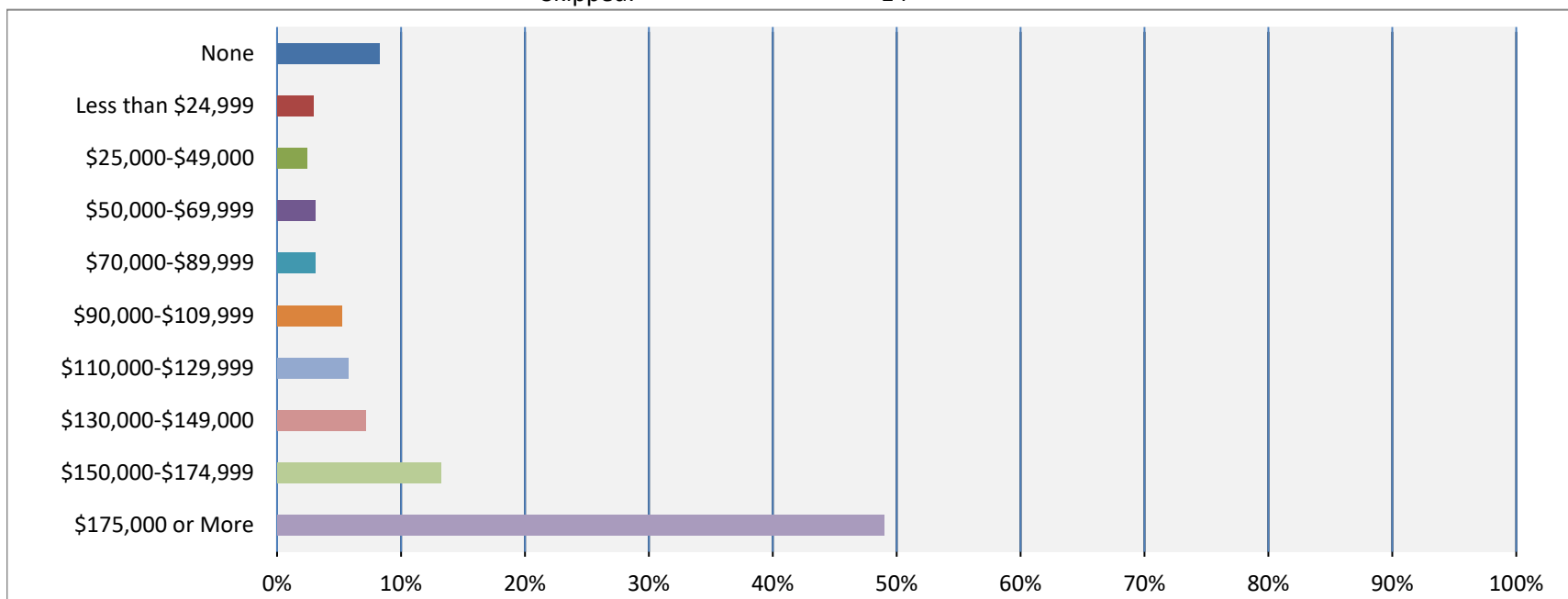
# Matriculating Optometry Student Survey 2025

Association of Schools and Colleges of Optometry

**Q47 What do you estimate your debt level will be for optometry school? (Do not include any debt for your undergraduate education.)**

Answered: 884

Skipped: 14



Answer Choices	2025	2024
None	73	8.26%
Less than \$24,999	26	2.94%
\$25,000-\$49,000	21	2.38%
\$50,000-\$69,999	27	3.05%
\$70,000-\$89,999	27	3.05%
\$90,000-\$109,999	46	5.20%
\$110,000-\$129,999	51	5.77%
\$130,000-\$149,000	63	7.13%
\$150,000-\$174,999	117	13.24%
\$175,000 or More	433	48.98%
<b>Total</b>	<b>884</b>	

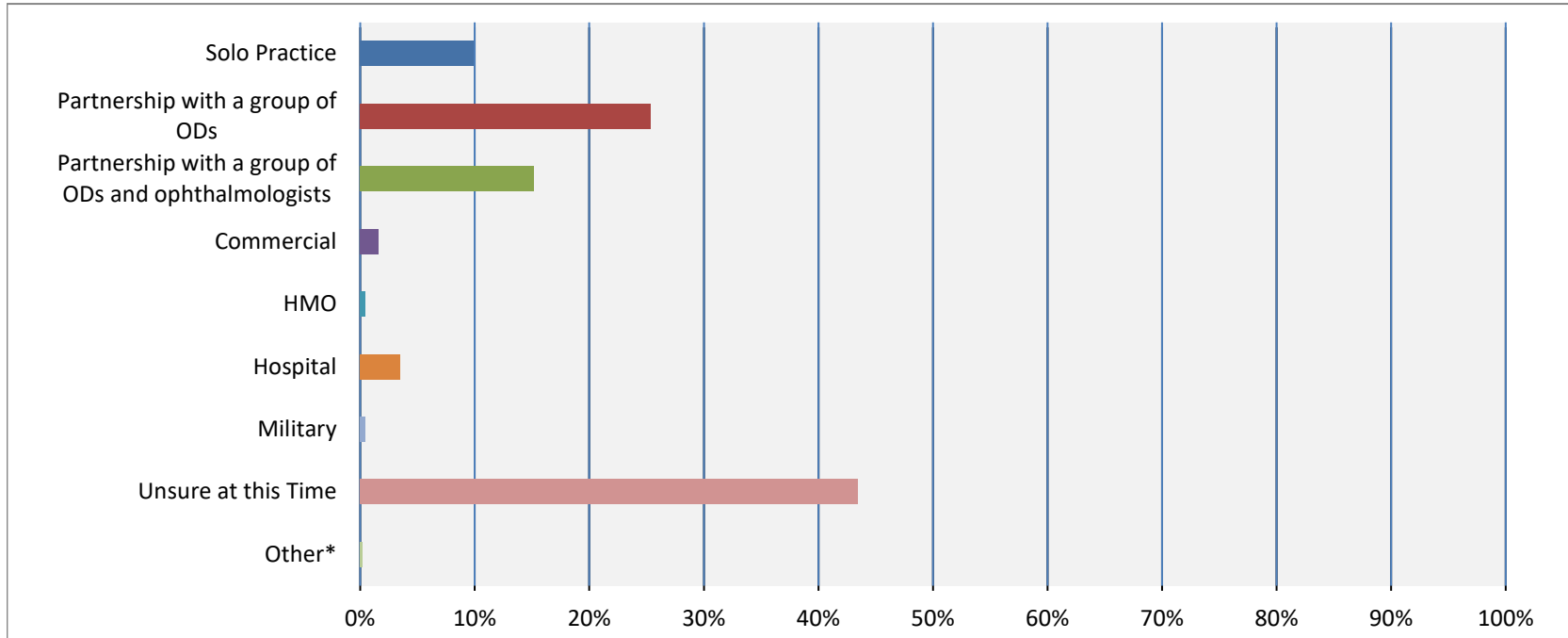
# Matriculating Optometry Student Survey 2025

Association of Schools and Colleges of Optometry

## Q48 What type of practice do you plan to enter?

Answered: 891

Skipped: 7



Answer Choices	2025		2024
Solo Practice	88	9.88%	9.34%
Partnership with a group of ODs	226	25.36%	24.88%
Partnership with a group of ODs and ophthalmologists	135	15.15%	15.78%
Commercial	14	1.57%	2.06%
HMO	4	0.45%	0.24%
Hospital	31	3.48%	2.91%
Military	4	0.45%	0.61%
Unsure at this Time	387	43.43%	43.45%
Other*	2	0.22%	0.73%
<b>Total</b>	<b>891</b>		

\* "Other" includes Indian Health Service and private practice associate with future partnership

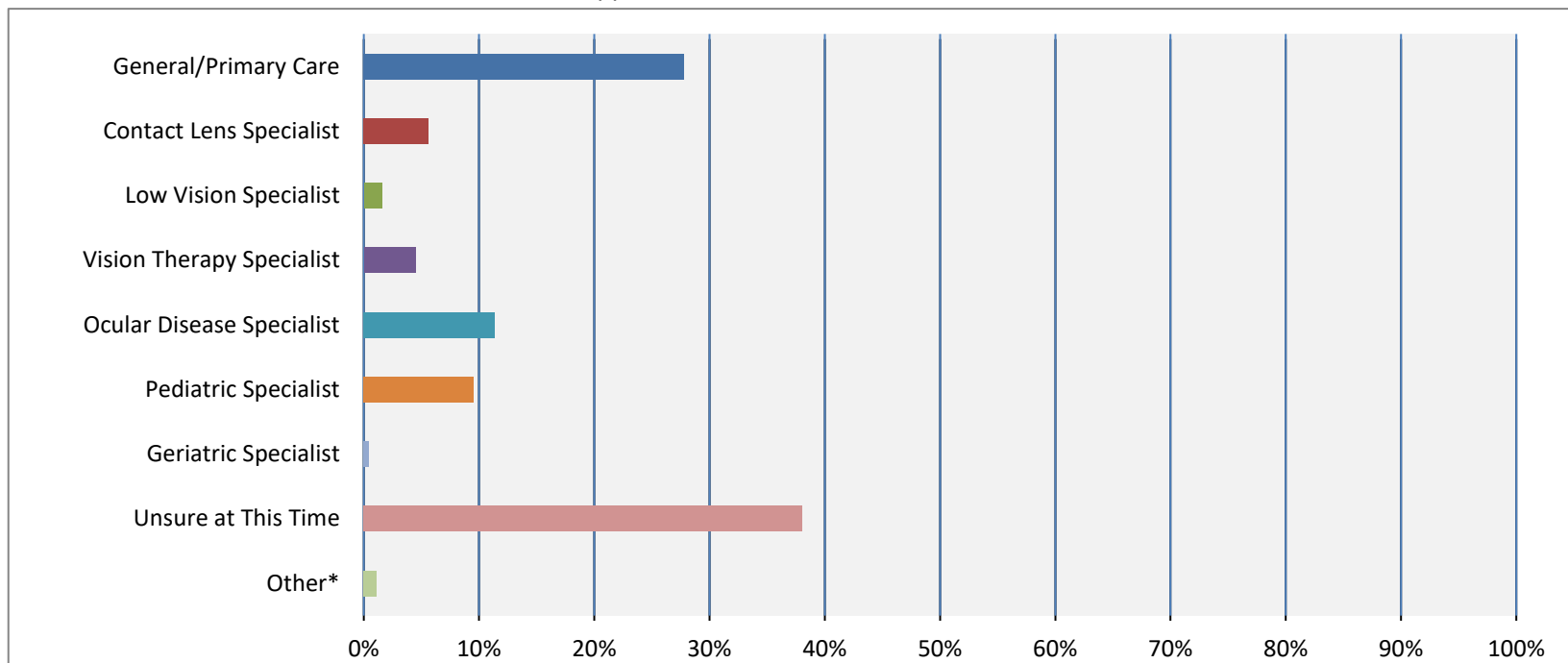
# Matriculating Optometry Student Survey 2025

Association of Schools and Colleges of Optometry

## Q49 What type of optometry are you planning to practice?

Answered: 889

Skipped: 9



Answer Choices	2025		2024
General/Primary Care	247	27.78%	28.54%
Contact Lens Specialist	50	5.62%	6.29%
Low Vision Specialist	14	1.57%	1.33%
Vision Therapy Specialist	40	4.50%	4.47%
Ocular Disease Specialist	101	11.36%	11.00%
Pediatric Specialist	85	9.56%	8.10%
Geriatric Specialist	4	0.45%	0.24%
Unsure at This Time	338	38.02%	38.81%
Other*	10	1.12%	1.21%
<b>Total</b>	<b>889</b>		

\*Other includes neuro-optometry/neurovision/neuro-ophthalmic (4), sports vision (3), ocular aesthetics (1), contact lens/prosthesis/pediatrics (1), cornea and lens (1)  
[www.optometriceducation.org](http://www.optometriceducation.org)

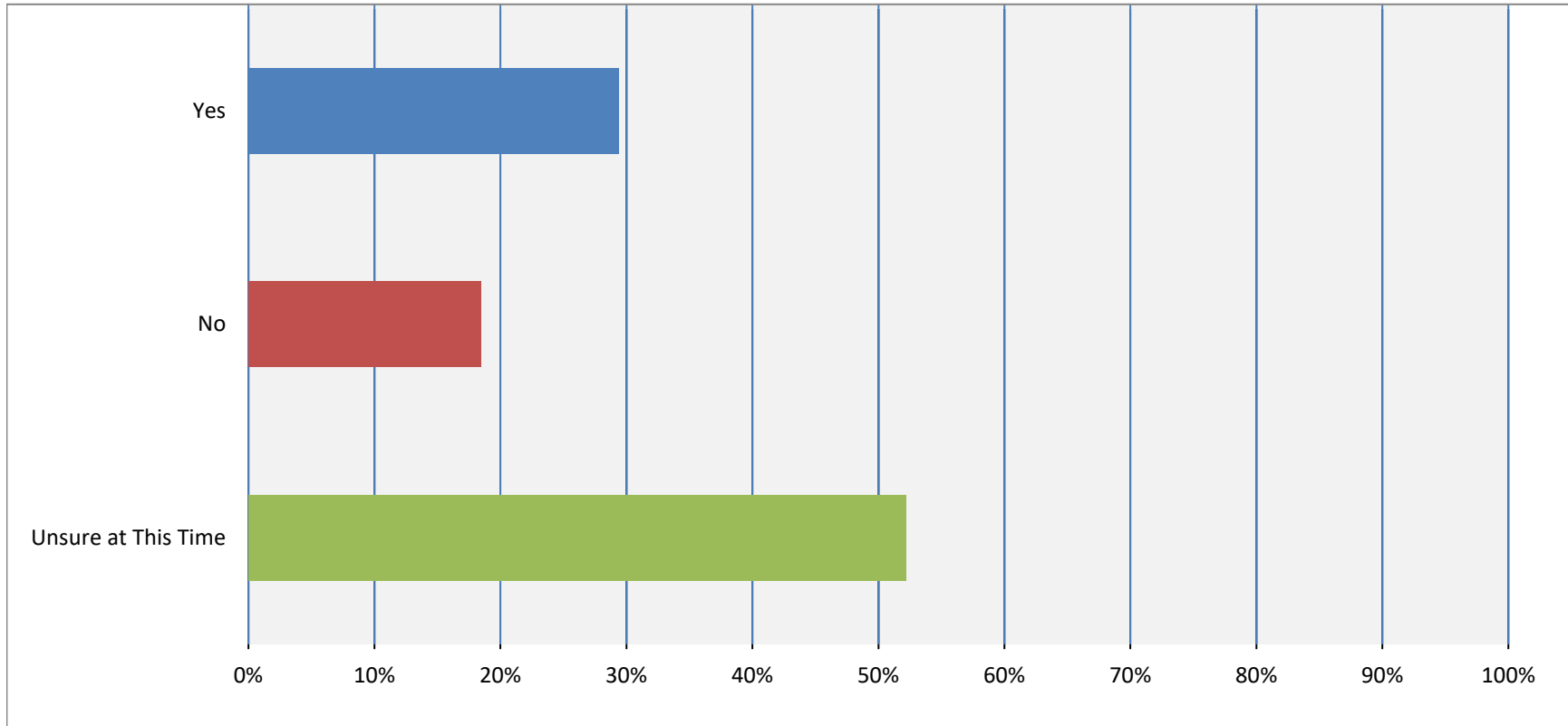
# Matriculating Optometry Student Survey 2025

Association of Schools and Colleges of Optometry

## Q50 Do you plan to pursue a residency after graduating from optometry school?

Answered: 895

Skipped: 3



Answer Choices	2025		2024
Yes	263	29.39%	29.16%
No	165	18.44%	20.84%
Unsure at This Time	467	52.18%	50.00%
<b>Total</b>	<b>895</b>		